

# DRAFT

OVERTON POWER DISTRICT NO. 5  
FINANCIAL AND STATISTICAL REPORT  
FROM 01/24 THRU 04/24  
PART A. STATEMENT OF OPERATIONS

LINE NO		YEAR TO DATE		BUDGET	THIS MONTH
		LAST YEAR A	THIS YEAR B		
1.0	OPERATING REVENUE & PATRONAGE CAPITAL....	13,663,607.98	14,669,316.08	13,437,347.00	3,265,336.43
2.0	POWER PRODUCTION EXPENSE.....	.00	.00	.00	.00
3.0	COST OF PURCHASED POWER.....	7,085,932.61-	6,822,315.61-	6,658,287.13-	1,496,114.84-
4.0	TRANSMISSION EXPENSE.....	321,649.29-	359,346.75-	312,245.80-	145,493.51-
5.0	REGIONAL MARKET OPERATIONS EXPENSE.....	.00	.00	.00	.00
6.0	DISTRIBUTION EXPENSE-OPERATION.....	308,546.10-	513,381.88-	326,158.48-	134,999.84-
7.0	DISTRIBUTION EXPENSE-MAINTENANCE.....	728,557.25-	1,107,880.15-	761,036.50-	322,491.54-
8.0	CONSUMER ACCOUNTS EXPENSE.....	503,243.28-	618,572.55-	548,723.34-	141,680.01-
9.0	CUSTOMER SERVICE & INFORMATIONAL EXPENSE.	874.50-	19,239.61-	3,333.32-	17,331.13-
10.0	SALES EXPENSE.....	.00	.00	.00	.00
11.0	ADMINISTRATIVE & GENERAL EXPENSE.....	1,280,252.51-	1,386,518.83-	1,281,879.00-	337,878.44-
12.0	TOTAL OPERATIONS & MAINTENANCE EXPENSE...	10,229,055.54-	10,827,255.38-	9,891,663.57-	2,595,989.31-
13.0	DEPRECIATION & AMORTIZATION EXPENSE.....	892,604.24-	945,282.73-	979,591.66-	237,583.79-
14.0	TAX EXPENSE - PROPERTY & GROSS RECEIPTS..	.00	.00	.00	.00
15.0	TAX EXPENSE - OTHER.....	.00	.00	.00	.00
16.0	INTEREST ON LONG TERM DEBT.....	635,051.93-	594,312.20-	654,133.64-	148,578.05-
17.0	INTEREST CHARGED TO CONSTRUCTION - CREDIT	.00	.00	.00	.00
18.0	INTEREST EXPENSE - OTHER.....	.00	.00	.00	.00
19.0	OTHER DEDUCTIONS.....	54,706.28-	54,706.28-	54,706.32-	13,676.57-
20.0	TOTAL COST OF ELECTRIC SERVICE.....	11,811,417.99-	12,421,556.59-	11,580,095.19-	2,995,827.72-
21.0	PATRONAGE CAPITAL & OPERATING MARGINS....	1,852,189.99	2,247,759.49	1,857,251.81	269,508.71
22.0	NON OPERATING MARGINS - INTEREST.....	333,327.12	538,184.57	316,666.64	141,200.14
23.0	ALLOW. FOR FUNDS USED DURING CONSTRUCTION	.00	.00	.00	.00
24.0	INCOME (LOSS) FROM EQUITY INVESTMENTS....	.00	.00	.00	.00
25.0	NON OPERATING MARGINS - OTHER.....	6,548.95	2,429.44-	100,000.00-	.00
26.0	GENERATION & TRANSMISSION CAPITAL CREDITS	.00	.00	.00	.00
27.0	OTHER CAPITAL CREDITS & PATRONAGE DIVID..	42,766.15	65,208.26	31,588.01	65,208.26
28.0	EXTRAORDINARY ITEMS.....	.00	.00	.00	.00
29.0	PATRONAGE CAPITAL OR MARGINS.....	2,234,832.21	2,848,722.88	2,105,506.46	475,917.11

# DRAFT

OVERTON POWER DISTRICT NO. 5  
 FINANCIAL AND STATISTICAL REPORT  
 FROM 01/24 THRU 04/24  
 PART C. BALANCE SHEET

LINE NO	ASSETS AND OTHER DEBITS		LIABILITIES AND OTHER CREDITS		
1.0	TOTAL UTILITY PLANT IN SERVICE	155,247,830.74	30.0	MEMBERSHIPS	.00
2.0	CONSTRUCTION WORK IN PROGRESS	16,250,787.06	31.0	PATRONAGE CAPITAL	.00
3.0	TOTAL UTILITY PLANT	171,498,617.80	32.0	OPERATING MARGINS - PRIOR YEAR	94,594,716.81-
4.0	ACCUM PROV FOR DEP & AMORT	48,047,737.16-	33.0	OPERATING MARGINS-CURRENT YEAR	2,310,136.31-5
5.0	NET UTILITY PLANT	123,450,880.64	34.0	NON-OPERATING MARGINS	38,184.57-
6.0	NON-UTILITY PROPERTY (NET)	.00	35.0	OTHER MARGINS & EQUITIES	20,930,617.95-
7.0	INVEST IN SUBSIDIARY COMPANIES	.00	36.0	TOTAL MARGINS & EQUITIES	118,374,057.64-
8.0	INV IN ASSOC ORG - PAT CAPITAL	3,544,780.02	37.0	LONG TERM DEBT - RUS (NET)	.00
9.0	INV IN ASSOC ORG OTHR GEN FND	.00		(PAYMENTS-UNAPPLIED	.00 )
10.0	INV IN ASSOC ORG - NON GEN FND	.00	38.0	LNG-TERM DEBT-FFB-RUS GUAR	.00
11.0	INV IN ECON DEVEL PROJECTS	.00	39.0	LONG-TERM DEBT OTHER-RUS GUAR	.00
12.0	OTHER INVESTMENTS	.00	40.0	LONG TERM DEBT - OTHER (NET)	49,602,019.20-
13.0	SPECIAL FUNDS	.00	41.0	LNG-TERM DEBT-RUS-ECON DEV NET	.00
14.0	TOT OTHER PROP & INVESTMENTS	3,544,780.02	42.0	PAYMENTS - UNAPPLIED	.00
15.0	CASH - GENERAL FUNDS	3,579,039.92	43.0	TOTAL LONG TERM DEBT	49,602,019.20-
16.0	CASH - CONSTRUCTION FUND TRUST	.00	44.0	OBLIGATION UNDER CAPITAL LEASE	.00
17.0	SPECIAL DEPOSITS	.00	45.0	ACCUM OPERATING PROVISIONS	.00
18.0	TEMPORARY INVESTMENTS	35,889,045.16	46.0	TOTAL OTHER NONCURR LIABILITY	.00
19.0	NOTES RECEIVABLE (NET)	.00	47.0	NOTES PAYABLE	.00
20.0	ACCTS RECV - SALES ENERGY (NET)	3,031,087.93	48.0	ACCOUNTS PAYABLE	2,506,844.33-
21.0	ACCTS RECV - OTHER (NET)	407,376.52	49.0	CONSUMER DEPOSITS	366,800.00-
22.0	RENEWABLE ENERGY CREDITS	.00	50.0	CURR MATURITIES LONG-TERM DEBT	.00
23.0	MATERIAL & SUPPLIES-ELEC & OTH	4,815,191.31	51.0	CURR MATURIT LT DEBT ECON DEV	.00
24.0	PREPAYMENTS	192,268.20	52.0	CURR MATURITIES CAPITAL LEASES	.00
25.0	OTHER CURRENT & ACCR ASSETS	.00	53.0	OTHER CURRENT & ACCRUED LIAB	1,756,781.16-
26.0	TOTAL CURRENT & ACCR ASSETS	47,914,009.04	54.0	TOTAL CURRENT & ACCRUED LIAB	4,630,425.49-
27.0	REGULATORY ASSETS	.00	55.0	REGULATORY LIABILITIES	.00
28.0	OTHER DEFERRED DEBITS	2,390,931.35	56.0	OTHER DEFERRED CREDITS	4,694,098.72-
29.0	TOTAL ASSETS & OTHER DEBITS	177,300,601.05	57.0	TOTAL LIABILITIES & OTH CREDIT	177,300,601.05-



April-24

			Dividend Received
<b>Beginning Balance</b>	\$	<b>4,246,178</b>	
Bank of Nevada 2.5%	\$	3,560,180	\$ 971
America First Credit Union 1.5%	\$	17,715	\$ 19
Bank of Nevada Investment 1.5%	\$	138,451	
CFC Member Capital Sec 5%	\$	500,000	\$ 15,376
<b>Month Ending Balance</b>	\$	<b>4,216,345</b>	
Net Increase/Decrease Prior Month	\$	(29,833)	



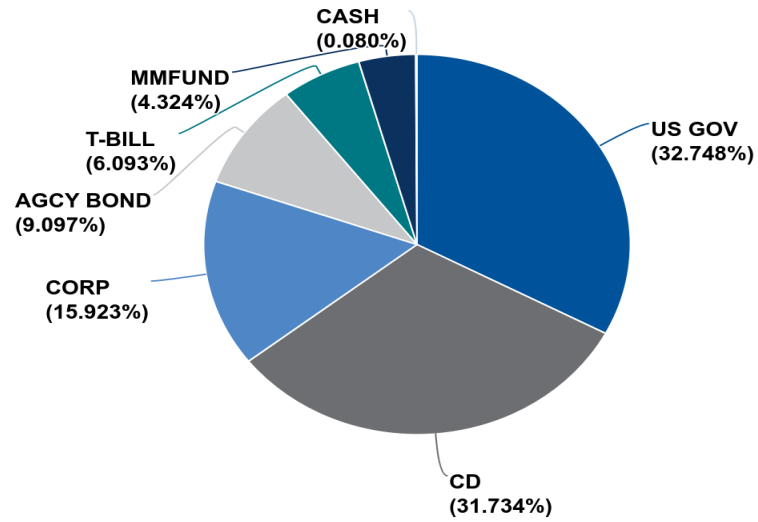
**Report:**  
**Account:**  
**Date:**

**GAAP Financials**  
**Moreton-Overton Power Dist #5 (279263)**  
**10/06/2021 -04/30/2024**

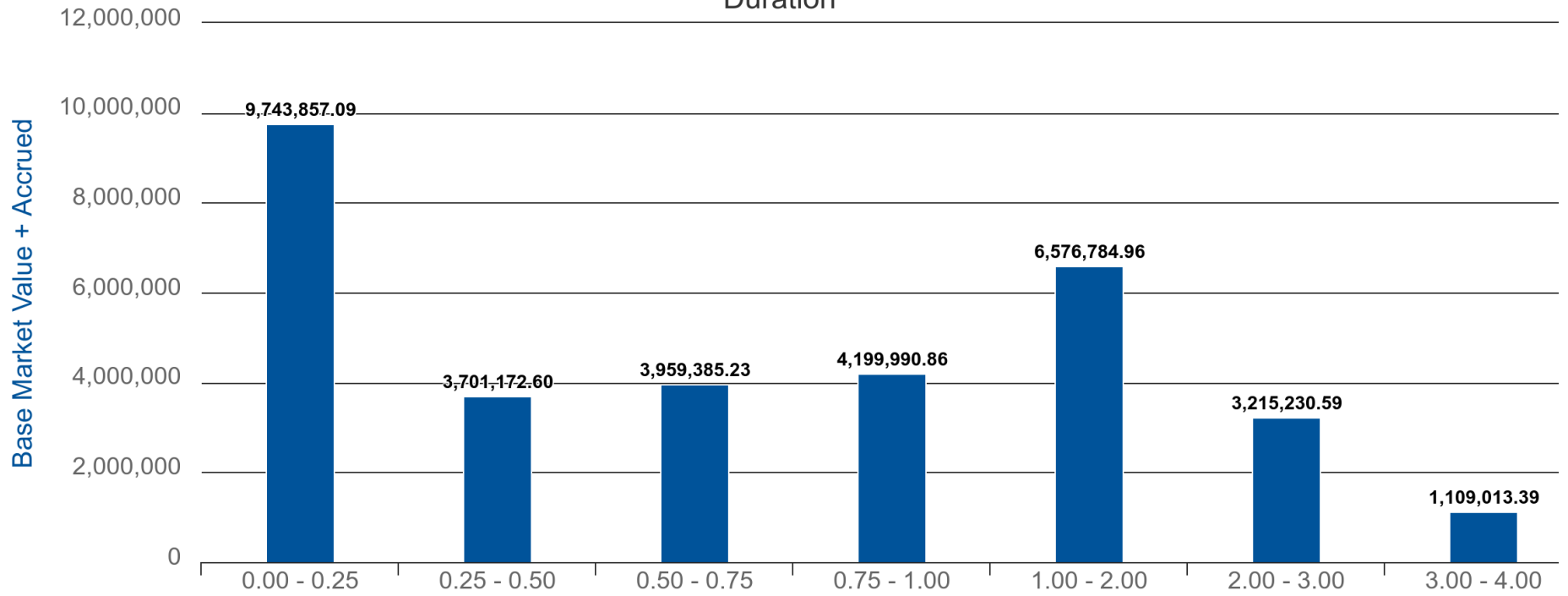
<b>Balance Sheet</b>	<b>Moreton-Overton Power Dist #5</b>		Dividend Received
	<b>4/30/2024</b>		
Book Value less Due		32,466,169.37	
Due and Accrued		193,524.98	
<b>Book Value + Accrued</b>		<b>\$ 32,659,694.35</b>	\$ 474,601
Net Unrealized Carrying Value Gain		(154,259.63)	
<b>Carrying Value and Accrued</b>		<b>\$ 32,505,434.72</b>	
<b>Goldman Sachs Group 5.21%</b>		<b>\$ 2,590,540.99</b>	\$ 47,218

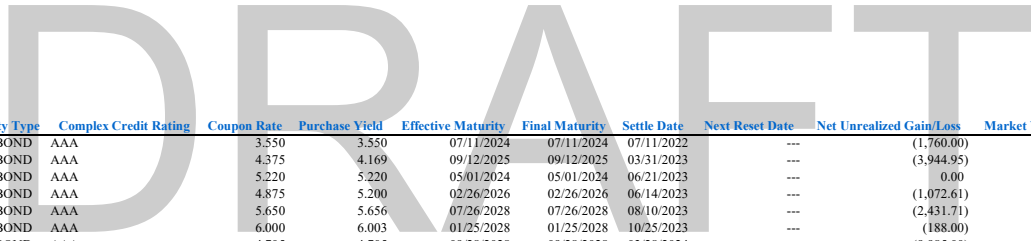


### Security Type



### Duration





CUSIP	Description	Original Cost	Security Type	Complex Credit Rating	Coupon Rate	Purchase Yield	Effective Maturity	Final Maturity	Settle Date	Next Reset Date	Net Unrealized Gain/Loss	Market Value + Accrued
3130ASHX0	FEDERAL HOME LOAN BANKS	500,000.00	AGCY BOND	AAA	3.550	3.550	07/11/2024	07/11/2024	07/11/2022	---	(1,760.00)	503,663.61
3130ATHH7	FEDERAL HOME LOAN BANKS	301,416.00	AGCY BOND	AAA	4.375	4.169	09/12/2025	09/12/2025	03/31/2023	---	(3,944.95)	298,651.46
3130AVK15	FEDERAL HOME LOAN BANKS	249,725.00	AGCY BOND	AAA	5.220	5.220	05/01/2024	05/01/2024	06/21/2023	---	0.00	250,942.50
3134GY4U3	FEDERAL HOME LOAN MORTGAGE CORP	495,917.78	AGCY BOND	AAA	4.875	5.200	02/26/2026	02/26/2026	06/14/2023	---	(1,072.61)	500,541.04
3134GYXX5	FEDERAL HOME LOAN MORTGAGE CORP	499,850.00	AGCY BOND	AAA	5.650	5.656	07/26/2028	07/26/2028	08/10/2023	---	(2,431.71)	504,904.86
3134HIHQ9	FEDERAL HOME LOAN MORTGAGE CORP	400,000.00	AGCY BOND	AAA	6.000	6.003	01/25/2028	01/25/2028	10/25/2023	---	(188.00)	406,212.00
3130B0N21	FEDERAL HOME LOAN BANKS	500,000.00	AGCY BOND	AAA	4.705	4.705	09/28/2028	09/28/2028	03/28/2024	---	(9,985.00)	492,171.46
CCYUSD	Receivable	25,960.73	CASH	AAA	0.000	0.000	04/30/2024	04/30/2024	---	---	0.00	25,960.73
02589ABM3	American Express Bank, FSB	144,536.00	CD	AA-	1.800	1.909	03/03/2025	03/03/2025	03/08/2022	---	(3,960.31)	141,344.55
07371CK73	Beal Bank USA	239,880.00	CD	NA	1.800	1.817	03/05/2025	03/05/2025	03/09/2022	---	(6,774.95)	233,818.49
07371AZP1	Beal Bank	239,880.00	CD	NA	1.800	1.817	03/05/2025	03/05/2025	03/09/2022	---	(6,774.95)	233,818.49
14042TFC6	Capital One Bank (USA), National Association	244,510.00	CD	NA	2.550	2.620	04/07/2025	04/07/2025	04/06/2022	---	(5,725.23)	239,550.36
07833EAM9	Belco Credit Union	244,755.00	CD	NA	5.150	5.203	02/24/2025	02/24/2025	02/24/2023	---	(41.89)	245,099.88
02208XAC7	Altra Federal Credit Union	247,876.00	CD	NA	5.300	5.352	06/07/2024	06/07/2024	06/09/2023	---	(51.88)	248,727.76
68584JAC3	Oregon Community Credit Union	244,877.50	CD	NA	5.450	5.502	06/20/2024	06/20/2024	06/21/2023	---	(22.42)	245,326.62
37424PAH7	Gessa Credit Union	244,632.50	CD	NA	5.250	5.304	07/31/2026	07/31/2026	08/07/2023	---	1,962.66	246,720.84
722000AA4	Prima Federal Credit Union	244,510.00	CD	NA	5.150	5.213	02/17/2027	02/17/2027	08/17/2023	---	2,559.48	247,652.21
92348DAD1	Veridian Credit Union	244,755.00	CD	NA	5.300	5.353	08/18/2025	08/18/2025	08/18/2023	---	795.86	246,704.26
84485EAK3	Southwest Financial Federal Credit Union	200,000.00	CD	NA	5.300	5.300	08/18/2025	08/18/2025	02/29/2024	---	520.00	201,391.23
29415AAR6	Envision Credit Union	244,877.50	CD	NA	5.450	5.485	02/27/2025	02/27/2025	08/30/2023	---	457.18	245,426.13
92838DAB2	Visions Federal Credit Union	244,877.50	CD	NA	5.802	5.802	08/29/2024	08/29/2024	08/30/2023	---	189.72	245,188.05
291916AC8	Empower Federal Credit Union	244,877.50	CD	NA	5.800	5.851	10/07/2024	10/07/2024	10/06/2023	---	354.42	246,118.91
00832KBM0	Affinity Federal Credit Union	244,877.50	CD	NA	5.800	5.852	10/03/2024	10/03/2024	10/04/2023	---	341.12	246,457.05
130162BC3	California Credit Union	244,632.50	CD	NA	5.450	5.505	10/26/2026	10/26/2026	10/25/2023	---	3,557.78	248,473.09
444425AG7	Hughes Federal Credit Union	244,632.50	CD	NA	5.550	5.604	10/26/2026	10/26/2026	10/26/2023	---	4,163.21	249,045.02
227563EJ8	Cross River Bank	244,755.00	CD	NA	5.450	5.503	10/31/2025	10/31/2025	10/31/2023	---	1,533.62	246,386.53
108622PJ4	Bridgewater Bank	244,632.50	CD	NA	5.100	5.154	11/03/2026	11/03/2026	11/06/2023	---	1,623.64	247,274.17
01882MAF9	Alliant Credit Union	244,877.50	CD	NA	5.800	5.852	11/07/2024	11/07/2024	11/08/2023	---	480.27	246,311.92
390602AC4	Great Lakes Credit Union	244,755.00	CD	NA	5.900	5.953	05/08/2024	11/10/2025	11/08/2023	---	230.61	245,954.96
560507AS4	Maine Savings Bank	244,510.00	CD	NA	5.200	5.256	11/08/2027	11/08/2027	11/08/2023	---	4,302.31	249,673.79
67054NBN2	Numerica Credit Union	249,625.00	CD	NA	5.550	5.604	11/10/2026	11/10/2026	11/10/2023	---	4,363.31	254,845.79
949764HG2	Wells Fargo Bank, National Association	244,510.00	CD	AA+	5.050	5.105	11/08/2027	11/08/2027	11/07/2023	---	3,140.71	248,523.23
06051V4R4	Bank of America, National Association	244,755.00	CD	AA+	5.400	5.453	11/10/2025	11/10/2025	11/08/2023	---	1,458.06	252,614.70
92023CAH6	ValleyStar Credit Union	244,632.50	CD	NA	5.500	5.554	11/09/2026	11/09/2026	11/08/2023	---	4,010.82	249,551.06
90355GHN9	UBS Bank USA	244,632.50	CD	NA	5.150	5.204	11/09/2026	11/09/2026	11/08/2023	---	1,974.87	247,461.08
065427AV8	Bank of Utah	244,632.50	CD	NA	5.100	5.173	01/10/2026	01/10/2026	11/10/2023	---	1,637.18	247,068.84
05580AAK7	BMW Bank of North America	244,715.80	CD	AA-	5.250	5.300	05/11/2026	05/11/2026	11/10/2023	---	1,484.75	252,350.87
95763PQQ7	Western Alliance Bank	244,755.00	CD	BBB+	5.350	5.403	11/17/2025	11/17/2025	11/17/2023	---	1,169.36	251,941.22
86777TAB2	Sunset Science Park Federal Credit Union	244,877.50	CD	NA	5.700	5.752	12/04/2024	12/04/2024	12/05/2023	---	472.18	246,547.16
50625LBV4	Lafayette Federal Credit Union	244,755.00	CD	NA	5.000	5.052	12/15/2025	12/15/2025	12/13/2023	---	36.51	245,442.41
77357DAC2	Rockland Federal Credit Union	244,632.50	CD	NA	4.900	4.954	12/21/2026	12/21/2026	12/20/2023	---	661.04	245,699.89
92559TAQ1	Vibrant Credit Union	248,000.00	CD	NA	5.350	5.350	12/20/2024	12/20/2024	12/21/2023	---	(59.52)	249,031.00
61934MAE4	Morton Lane Federal Credit Union	119,760.00	CD	NA	4.350	4.405	12/28/2027	12/28/2027	12/28/2023	---	(1,178.53)	118,644.90
369674CP9	General Electric Credit Union	244,632.50	CD	NA	4.400	4.453	02/01/2027	02/01/2027	01/31/2024	---	(2,289.39)	243,259.63
45675CAA0	The Infirmary Federal Credit Union	245,000.00	CD	NA	4.600	4.600	02/06/2026	02/06/2026	02/06/2024	---	(1,727.25)	244,044.67
42869GAA4	Hickam Federal Credit Union	244,632.50	CD	NA	4.400	4.454	01/29/2027	01/29/2027	01/31/2024	---	(2,291.92)	243,257.18
800364FD8	Sandy Spring Bank	250,000.00	CD	NA	4.450	4.450	02/02/2026	02/02/2026	02/02/2024	---	(2,337.50)	250,405.65
01025RAQ2	Alabama Credit Union	244,755.00	CD	NA	4.750	4.802	03/02/2026	03/02/2026	02/28/2024	---	(849.16)	244,022.55
98426AAE7	Y-12 Federal Credit Union	244,755.00	CD	NA	4.850	4.903	03/16/2026	03/16/2026	03/15/2024	---	(488.60)	244,803.03
91739JAE5	Utah First Federal Credit Union	244,755.00	CD	NA	4.800	4.853	03/19/2026	03/19/2026	03/19/2024	---	(644.08)	244,511.98
849061AF3	Spokane Teachers Credit Union	244,632.50	CD	NA	4.750	4.804	03/25/2027	03/25/2027	03/25/2024	---	85.58	244,921.80
172967MT5	CITIGROUP INC	1,483,275.00	CORP	A-	6.026	6.387	05/05/2024	10/30/2024	01/27/2022	07/30/2024	4,998.02	1,502,199.83
04685A3H2	ATHENE GLOBAL FUNDING	1,793,144.62	CORP	A+	6.039	6.198	01/07/2025	01/07/2025	---	07/08/2024	3,893.27	1,809,224.21
38150AKB0	GOLDMAN SACHS GROUP INC	399,000.00	CORP	A	2.000	2.074	07/31/2025	07/31/2025	01/31/2022	---	(21,198.72)	380,458.22
38150AK79	GOLDMAN SACHS GROUP INC	998,000.00	CORP	A	2.000	2.062	01/31/2025	01/31/2025	01/31/2022	07/31/2024	(29,859.38)	978,415.56
771196CA8	ROCHE HOLDINGS INC	499,849.26	CORP	AA	5.896	5.891	03/10/2025	03/10/2025	03/10/2022	06/10/2024	1,443.47	505,658.02
31846V336	FIRST AMER-GVT OBLG X	1,405,639.09	MMFUND	AAA	5.240	5.230	04/30/2024	04/30/2024	---	---	0.00	1,405,639.09
912797GK7	UNITED STATES TREASURY	974,589.77	T-BILL	AAA	0.000	5.243	08/08/2024	08/08/2024	02/08/2024	---	(577.95)	985,600.00
912797JZ1	UNITED STATES TREASURY	983,160.12	T-BILL	AAA	0.000	5.358	06/04/2024	06/04/2024	02/08/2024	---	(86.36)	995,020.00
912828WJ5	UNITED STATES TREASURY	513,984.38	US GOV	AAA	2.500	1.252	05/15/2024	05/15/2024	02/02/2022	---	(803.43)	505,204.23
912828D56	UNITED STATES TREASURY	513,378.91	US GOV	AAA	2.375	1.299	08/15/2024	08/15/2024	02/02/2022	---	(5,927.16)	498,109.40
912828J27	UNITED STATES TREASURY	485,253.91	US GOV	AAA	2.000	5.053	02/15/2025	02/15/2025	02/14/2024	---	(1,310.56)	489,102.91
912828XT2	UNITED STATES TREASURY	508,906.25	US GOV	AAA	2.000	1.225	05/31/2024	05/31/2024	01/27/2022	---	(1,725.52)	502,770.33
912828U3	UNITED STATES TREASURY	507,441.41	US GOV	AAA	1.875	1.288	08/31/2024	08/31/2024	01/27/2022	---	(6,726.20)	495,819.48
9128284F4	UNITED STATES TREASURY	502,011.72	US GOV	AAA	2.625	2.485	03/31/2025	03/31/2025	04/01/2022	---	(12,264.98)	489,476.68
9128284M9	UNITED STATES TREASURY	501,191.41	US GOV	AAA	2.875	2.792	04/30/2025	04/30/2025	04/20/2022	---	(11,944.42)	488,499.06
9128286Z8	UNITED STATES TREASURY	505,976.57	US GOV	AAA	1.750	1.248	06/30/2024	06/30/2024	01/27/2022	---	(3,481.18)	499,862.69
912828Y87	UNITED STATES TREASURY	506,035.16	US GOV	AAA	1.750	1.260	07/31/2024	07/31/2024	01/27/2022	---	(5,093.55)	497,702.50
912828YH7	UNITED STATES TREASURY	502,421.88	US GOV	AAA	1.500	1.315	09/30/2024	09/30/2024	01/27/2022	---	(8,247.09)	492,770.25
912828YV6	UNITED STATES TREASURY	502,011.72	US GOV	AAA	1.500	1.355	11/30/2024	11/30/2024	01/27/2022	---	(11,423.86)	492,130.25
91282CCX7	UNITED STATES TREASURY	486,132.81	US GOV	AAA	0.375	5.272	09/15/2024	09/15/2024	02/14/2024	---	(248.20)	491,109.47
91282CDN8	UNITED STATES TREASURY	741,826.17	US GOV	AAA	1.000	1.387	12/15/2024	12/15/2024	01/28/2022	---	(17,945.20)	733,087.87
91282CEU0	UNITED STATES TREASURY	974,609.38	US GOV	AAA	2.750	4.865	05/15/2025	05/15/2025	02/14/2024	---	(3,881.74)	987,642.31
91282CEU1	UNITED STATES TREASURY	976,210.94	US GOV	AAA	2.875	4.902	06/15/2025	06/15/2025	03/26/2024	---	(3,566.46)	985,370.16
91282CFK2	UNITED STATES TREASURY	981,640.62	US GOV	AAA	3.500	4.808	09/15/2025	09/15/2025	03/26/2024	---	(5,065.09)	982,240.11
91282CFX4	UNITED STATES TREASURY	996,132.81	US GOV	AAA	4.500	4.985	11/30/2024	11/30/2024	02/08/2024	---	(2,183.77)	1,013,861.48
---	---	32,474,656.22	---	AA	---	4.407	05/26/2025	06/08/2025	---	---	(154,259.63)	32,505,434.72

## NUMBER OF CUSTOMERS SUMMARY BY MONTH

	<b>Change</b>	<b>2024</b>	<b>2023</b>
January	45	18,319	17,931
February	30	18,349	17,972
March	62	18,411	17,980
April	35	18,446	17,994
May			18,016
June			18,037
July			18,103
August			18,110
September			18,077
October			18,136
November			18,214
December			18,274

## RATIOS

	Current	Minimum	Goal	Median By Size
MDSC	<b>2.43</b>	1.35	1.85	1.93
EQUITY AS A % OF ASSETS	<b>66.76%</b>	39.50%	57.00%	45.72%
TIER	<b>5.79</b>	1.25	4.00	2.62

# DRAFT

CONNECTION FEES	QUANTITY		AMOUNT
Feb-24	24	\$	12,854
Mar-24	78	\$	40,731
Apr-24	78	\$	28,552

CURRENT BILLING ARRANGEMENTS		QUANTITY		AMOUNT
Feb-24	Residential	23	\$	4,412
Feb-24	Commercial		\$	-
Mar-24	Residential	33	\$	3,295
Mar-24	Commercial		\$	-
Apr-24	Residential	44	\$	5,319
Apr-24	Commercial	2	\$	117

ROUND UP PROGRAM		VIRGIN VALLEY		MOAPA VALLEY
Apr-24	\$	1,309	\$	973

# DRAFT

## OVERTON POWER DISTRICT NO.5

### C.F.C. LOAN STATUS

LINE OF CREDIT  
BALANCE OWED

\$ -

QUARTERLY PAYMENT

June-24

\$ 1,423,164.25

#### LONG-TERM LOAN

	BEGINNING PRINCIPAL	Interest Rate	Due for Repricing	Effective Interest Rate	
9000001	\$1,252,373.54 *	2.28%		1.83%	Sep-28
9000002	\$1,252,373.54 *	2.28%		1.83%	Sep-28
9000003	\$1,762,802.19 *	2.28%		1.83%	Sep-28
9000004	\$1,774,077.86	4.90%		4.45%	Sep-28
9000006	\$1,570,414.46	2.41%		1.96%	Sep-28
9000007	\$1,558,377.37	3.71%	10/1/2024	3.26%	Sep-28
9000008	\$1,642,712.69	5.05%		4.60%	Sep-28
9000009	\$1,666,439.06	4.10%		3.65%	Sep-28
9002001	\$12,552,673.98 *	4.60%		4.15%	Dec-38
9002002	\$41,217.34 *	4.60%		4.15%	Dec-38
9003001	\$16,158,363.33	3.98%		3.53%	Dec-46
9003002	\$8,370,193.85	3.91%		3.46%	Dec-41
	<b>\$49,602,019.21</b>				

Current

**Avg Interest Rate After Discounts**

**3.23%**

# DRAFT

<b>CFC</b> <b>FINANCIAL AND STATISTICAL REPORT</b>	<b>BORROWER DESIGNATION</b> NV 004      OPD5 YEAR ENDING      12/31/2024
---	--

**PART R. POWER REQUIREMENTS DATA BASE**

CLASSIFICATION	CONSUMER SALES & REVENUE DATA	January (a)	February (b)	March (c)	April (d)	Totals	Cents per kWh
1. Residential Sales (excluding seasonal)	a. No. Consumers Served	15,446	15,440	15,485	15,503		<b>0.1089</b>
	b. KWH Sold	19,921,804	18,706,368	13,696,600	12,351,852	64,676,624	
	c. Revenue	2,098,243	1,987,862	1,538,816	1,417,486	7,042,407	
2. Residential Sales - Seasonal	a. No. Consumers Served					0	
	b. KWH Sold					0	
	c. Revenue					0	
3. Irrigation Sales	a. No. Consumers Served	34	32	33	33		<b>0.1134</b>
	b. KWH Sold	53,723	59,324	50,506	70,800	234,353	
	c. Revenue	6,084	6,387	6,291	7,823	26,586	
4. Comm. and Ind. 1000 KVA or Less 500 kW or Less	a. No. Consumers Served	2,313	2,349	2,364	2,380	9,406	<b>0.1024</b>
	b. KWH Sold	6,370,380	6,466,911	5,614,071	5,606,907	24,058,269	
	c. Revenue	646,769	652,864	583,123	580,265	2,463,021	
5. Comm. and Ind. Over 1000 KVA 500 kW or More	a. No. Consumers Served	15	15	16	17	63	<b>0.1164</b>
	b. KWH Sold	6,999,300	8,034,120	7,777,831	8,611,827	31,423,078	
	c. Revenue	891,468	932,627	901,897	932,364	3,658,356	
6. Public Street & Highway Lighting	a. No. Consumers Served	256	258	259	259	1,032	<b>0.1121</b>
	b. KWH Sold	216,039	208,512	181,399	168,884	774,834	
	c. Revenue	23,390	22,840	20,788	19,857	86,875	
7. Other Sales to Public Authority	a. No. Consumers Served	255	255	254	254	1,018	<b>0.0924</b>
	b. KWH Sold	2,416,502	2,397,230	2,263,486	2,407,093	9,484,311	
	c. Revenue	225,046	219,707	208,930	222,307	875,989	
8. Sales for Resales-REA Borrowers	a. No. Consumers Served					0	
	b. KWH Sold					0	
	c. Revenue					0	
9. Sales for Resales-Other	a. No. Consumers Served					0	
	b. KWH Sold					0	
	c. Revenue					0	
10. TOTAL No. of Consumers (lines 1a thru 9a)		<b>18,319</b>	<b>18,349</b>	<b>18,411</b>	<b>18,446</b>		
11. TOTAL KWH Sold (lines 1b thru 9b)		<b>35,977,748</b>	<b>35,872,465</b>	<b>29,583,893</b>	<b>29,217,363</b>	130,651,469	
12. TOTAL Revenue Received From Sales of Electric Energy (line 1c thru 9c)		<b>3,890,999</b>	<b>3,822,287</b>	<b>3,259,845</b>	<b>3,180,102</b>	14,153,233	<b>0.1083</b>
13. Other Electric Revenue		215,597	89,576	120,979	85,234	511,387	
14. KWH - Own Use		53,147	52,775	40,568	34,845	181,335	
15. TOTAL KWH Purchased		40,123,534	33,318,243	30,952,378	31,542,448	135,936,603	
16. TOTAL KWH Generated						0	
17. Cost of Purchases and Generation		2,168,598	1,782,431	1,886,975	1,496,115	7,334,119	
18. Interchange - KWH - Net						0	
19. Peak - Sum All KW Input (Metered)						0	
Non-coincident <input checked="" type="checkbox"/> Coincident <input type="checkbox"/>		92,861	76,488	54,175	68,528	0	

<b>Monthly Cost</b>	<b>0.0540</b>	<b>0.0535</b>	<b>0.0610</b>	<b>0.0474</b>
<b>Monthly Revenue</b>	<b>0.1082</b>	<b>0.1066</b>	<b>0.1102</b>	<b>0.1088</b>
<b>2024 Avg Cost</b>	<b>0.0540</b>	<b>0.0538</b>	<b>0.0562</b>	<b>0.0540</b>


# DRAFT

<b>CFC</b> <b>FINANCIAL AND STATISTICAL REPORT</b>	<b>BORROWER DESIGNATION</b> NV 004      OPD5 YEAR ENDING      12/31/2024
---	--

**PART R. POWER REQUIREMENTS DATA BASE**

CLASSIFICATION	CONSUMER SALES & REVENUE DATA	January (a)	February (b)	March (c)	April (d)	Totals	Cents per kWh
10. TOTAL No. of Consumers (lines 1a thru 9a)		18,319	18,349	18,411	18,446		
11. TOTAL KWH Sold (lines 1b thru 9b)		35,977,748	35,872,465	29,583,893	29,217,363	130,651,469	
12. TOTAL Revenue Received From Sales of Electric Energy (line 1c thru 9c)		3,890,999	3,822,287	3,259,845	3,180,102	14,153,233	0.1083
13. Other Electric Revenue		215,597	89,576	120,979	85,234	511,387	
14. KWH - Own Use		53,147	52,775	40,568	34,845	181,335	
15. TOTAL KWH Purchased		40,123,534	33,318,243	30,952,378	31,542,448	135,936,603	
16. TOTAL KWH Generated						0	
17. Cost of Purchases and Generation		2,168,598	1,782,431	1,886,975	1,496,115	7,334,119	
18. Interchange - KWH - Net						0	
19. Peak - Sum All KW Input (Metered)						0	
Non-coincident <u>  X  </u>	Coincident <u>      </u>	92,861	76,488	54,175	68,528	0	

<b>Monthly Cost</b>	<b>0.0540</b>	<b>0.0535</b>	<b>0.0610</b>	<b>0.0474</b>
<b>Monthly Revenue</b>	<b>0.1082</b>	<b>0.1066</b>	<b>0.1102</b>	<b>0.1088</b>
<b>2024 Avg Cost</b>	<b>0.0540</b>	<b>0.0538</b>	<b>0.0562</b>	<b>0.0540</b>



VOID	CHECK	SEQ BRK	DATE	VENDOR	NAME	AMOUNT	DESCRIPTION
	4345		4/08/24	2105	NV ENERGY	111,004.92	NVE FEB 2024 POWER
	4346		4/11/24	2105	NV ENERGY	2,555.00	NVE FEB 2024 OASIS
	4348	*	4/05/24	2395	PUBLIC EMPLOYEES RETIREMENT	215,115.01	EMPLOYEE/BOARD RETIREMENT
	4349		4/08/24	4953	HSA BANK	1,462.50	HSA FUNDING
	4350		4/12/24	4953	HSA BANK	7,394.25	EMPLOYEE HSA CONTRIBUTIONS
	4351		4/25/24	635	COLORADO RIVER COMMISSION	345,335.19	CRC APR POWER /CRC PDAF JUN 24 CRC FEB 24 ADJ
	4352		4/09/24	4687	BANK OF NEVADA	214,000.00	TRANSFER PR#2408
	4353		4/12/24	549	CITY OF MESQUITE	117,400.61	RIGHT-OF-WAY FEE
	4354		4/12/24	549	CITY OF MESQUITE	3,940.80	HYDRO POWER - FEB 24/APR 2024
	4355		4/17/24	5020	MORGAN STANLEY CAPITAL GROUP	917,060.33	MS MARCH POWER
	4356		4/18/24	4687	BANK OF NEVADA	26,962.06	VISA CHARGES
	4357		4/25/24	2105	NV ENERGY	133.10	NVE EIM APR 2023
	4358		4/26/24	4953	HSA BANK	7,394.25	EMPLOYEE HSA CONTRIBUTIONS
	4359		4/24/24	4687	BANK OF NEVADA	228,250.00	TRANSFER PR#2409 & 2456
	4360		4/26/24	4953	HSA BANK	189.00	HSA DEBIT
	59036	*	4/02/24	1586	LIN'S SUPERMARKETS INC.	191.34	BOARD MEETING HR PROJECT WATER - OVERTON OFFICE
	59037		4/02/24	1805	MESQUITE LUMBER & SUPPLY	253.86	PAINT - TRANSFORMERS CHAIN LOOP STIHL 25" 3V BATTERY RUSTSTOP PAINT, TAPE METAL CUT WHEEL
	59038		4/02/24	1920	MOAPA VALLEY TELEPHONE	2,318.58	MOAPA PHONES
	59039		4/02/24	1980	MORCON INDUSTRIAL NEVADA INC	205.88	WHITE UPSIDE DOWN PAINT
	59040		4/02/24	2045	NRECA	103,294.66	2024 INSURANCE PREMIUM
	59041		4/02/24	2234	OVERTON ACE HARDWARE	229.21	SPRAY PAINT FLTBLK 15 OZ SPRAY PAINT MAT CLR 12OZ X4 WOOD STAKES CHAIN COIL 1/4" ZN 100 WEED KILLER

VOID	CHECK	SEQ BRK	DATE	VENDOR	NAME	AMOUNT	DESCRIPTION
							EVAP. COOLER PUMP, DESCALING SPRING SNAPS 7/16X3-1/8ZN
	59042		4/02/24	2490	RELIANCE CONNECTS	1,606.60	MESQUITE PHONES
	59043		4/02/24	3304	VIRGIN VALLEY WATER DISTRICT	602.05	MESQUITE WATER
	59044		4/02/24	3764	INTERMOUNTAIN POWER SUPERINT	1,062.00	APPRENTICE TESTING ANNUAL BANQUET - 6 PEOPLE
	59045		4/02/24	3775	MESQUITE MATERIAL TESTING	1,135.50	FIELD TECH, SOIL COMPACTIONS
	59046		4/02/24	3848	BRI-MONT CONSTRUCTION	1,712.50	REPAIRS - MESQUITE OFFICE
	59047		4/02/24	4077	LJ MCCORMICK ENT. INC	12,285.00	TRENCHING/CONDUIT INSTALL
	59048		4/02/24	4333	JANTZ, BENJAMIN	163.00	REIMBURSE NREA MEETING EXP
	59049		4/02/24	4510	VALLEJO, OMAR	200.00	REIMBURSE TOOL EXPENSE
	59050		4/02/24	4517	KOKEPELLI LANDSCAPING INC.	424,012.50	BLOCK WALL - RAPTOR SUB WALL - LONG DRIVE SWITCH YA
	59051		4/02/24	5057	AMSTERDAM PRINTING & LITHO	2,119.76	4" FLYERS - COMMUNITY OUTREACH
	59052		4/02/24	5359	CLARK COUNTY PRINTING & MAIL	366.00	SIGNS, NAME PLATES, BUSINESS CARD
	59053		4/02/24	5422	IRBY	74,226.45	100 KVA PAD MNT TRANSFORMERS SMU-20 FUSE UNITS CONNECTOR KIT FOR OPGW CABLE 4 AWG COPPERWELD WIRE, Y-CLEVIS OVHD SWITCH DISCONNECT SECONDARY BOX W/LID, MARKING PLA
	59054		4/02/24	5461	ROBISON SCOTT	620.97	REIMB. TRAINING EXPENSE
	59055		4/02/24	5538	GUTSHALL DAVID	620.97	REIMB. TRAINING EXPENSE
	59056		4/02/24	5567	KAMMERER JONI	620.97	REIMB. TRAINING EXPENSE
	59057		4/02/24	5584	O'REILLY AUTO ENTERPRISES	143.98	BATTERY CREDIT - CORE RETURN
	59058		4/02/24	5585	AGUILAR PABLO	1,450.00	MAINTENANCE OF VEHICLES MAINTENANCE OF VEHICLES
	59059		4/02/24	5645	SKYBITZ TANK MONITORING CORP	60.00	TANK MONITORING
	59060		4/02/24	5703	VAN NEST CORBIN	160.00	REIMB. SURVEY EXPENSES
	59061		4/02/24	5709	TT TECHNOLOGIES INC.	9,810.00	GRUNDOMAT BORING TOOL BASIC


VOID	CHECK	SEQ BRK	DATE	VENDOR	NAME	AMOUNT	DESCRIPTION
	59062		4/04/24	565	CLARK COUNTY RECORDER	42.00	LIEN
	59063		4/04/24	549	CITY OF MESQUITE	804.19	SANITATION SERVICE / APR/JUN
	59064		4/04/24	565	CLARK COUNTY RECORDER	84.00	EASEMENTS
	59065		4/04/24	1790	MESQUITE CHAMBER OF COMMERCE	70.00	CHAMBER LUNCHEON - 2 PEOPLE
	59066		4/04/24	1805	MESQUITE LUMBER & SUPPLY	148.79	REEL & CHALK 100' RED CONDUIT EMT. CONNECTORS, NIPPLE CONNECTOR, FASTENERS, CONDUIT
	59067		4/04/24	2173	NORTHERN POWER EQUIPMENT	3,186.00	COOPER SERVICE KIT
	59068		4/04/24	2621	SCHWEITZER ENGINEERING LABS	4,869.69	SEL-2431 VLTGE REGLTR CONTROLS
	59069		4/04/24	3764	INTERMOUNTAIN POWER SUPERINT	700.00	PRACTICAL LEADERSHIP TRAINING
	59070		4/04/24	4210	CRONKLETON, KELLY	103.73	REIMB. HR PROJECT
	59071		4/04/24	4255	DOI / BLM	671.97	COMM. SITE RENTAL /GLENDALE PEAK
	59072		4/04/24	4517	KOKOPELLI LANDSCAPING INC.	43,537.30	RAPTOR SUB BLOCK WALL 10' GATES FOR 20' OPENING
	59073		4/04/24	5373	FELIX, CRIS	1,459.71	REIMBURSE TRAINING EXPENSE
	59074		4/04/24	5615	JUAN CARLOS SANCHEZ LOPEZ	850.00	GENERAL MAINT. OF PLANT
	59075		4/04/24	5702	RADIAN RESEARCH INC.	62,809.65	4050X 1PHS/3PHS TESTER BOARD
	59076		4/10/24	735	DAT MANAGEMENT INC	402.00	RANDOM DRUG TESTING
	59077		4/10/24	1084	HANSEN, KEVEN	370.00	PER DIEM -HUBBLE UTILITY CONNECT
	59078		4/10/24	1920	MOAPA VALLEY TELEPHONE	687.64	FIBER PIGTAILS, SPLICES, SC/APC
	59079		4/10/24	2491	RIO VIRGIN TELEPHONE CO.	469.79	PHONE SERVICE
	59080		4/10/24	3720	DAVIS CONSTRUCTION	759.80	REFUND ADVANCE DEPOSIT BALANCE
	59081		4/10/24	4259	SHERWIN-WILLIAMS COMPANY	572.38	PAINT - TRANSFORMERS
	59082		4/10/24	4627	HUERTA NICOLAS LOPEZ	20,250.00	TREE TRIMMING
	59083		4/10/24	4825	THE FRONT PORCH FLOWERS	125.00	MISC. GENERAL EXPENSE
	59084		4/10/24	5019	UTAH BARRICADE COMPANY	270.00	TCP OLD MILLROAD CLOSED \$ SIGNAL TCP RIGHT LANE CLOSURE SIGN
	59085		4/10/24	5046	COASTLINE EQUIPMENT COMPANY	1,321.01	INVOICE# 1118642

VOID	CHECK	SEQ BRK	DATE	VENDOR	NAME	AMOUNT	DESCRIPTION
	59086		4/10/24	5057	AMSTERDAM PRINTING & LITHO	4,148.65	PUSH-POP BA - COMMUNITY OUTREACH
	59087		4/10/24	5082	ROBISON SHANE	138.00	PER DIEM - NREA MEETING
	59088		4/10/24	5422	IRBY	29,032.00	CREDIT - MEASURING STICK RETURN DEAD END UNI GRIP VERT EYE 25' MEASURING STICK GUY WIRE 3/8 EHS 1/0 LOAD BREAK ELBOW PVC SOLVENT CEMENT SMU 20E & 125E FUSE UNIT INSUL PIN VISE TOP, INSULATOR
	59089		4/10/24	5584	O'REILLY AUTO ENTERPRISES	289.77	BATTERY BATTERY
	59090		4/10/24	5624	UNITED RENTALS NORTH AMERICA	1,564.26	RENTAL - NREA - SAFETY DEMO
	59091		4/17/24	2173	NORTHERN POWER EQUIPMENT	36,198.00	RITZ JVS-350 PT 1272 ACSR COMPRESSION TERM 4HOLE
	59092		4/17/24	2285	ALTEC INDUSTRIES, INC.	466.95	OURGGR INTRLCK MDLE REPLCMNT
	59093		4/17/24	2478	REPUBLIC SERVICES #620	1,546.32	QUARTERLY SERICE
	59094		4/17/24	3844	LEAVITT, KYLE	195.00	REIMBURSE TRAINING EXPENSE
VOID	59095		4/17/24	4742	NELSON JACK WILLIAM	509.38	
	59096		4/17/24	4878	ROMAN PEREZ HANDYMAN LL	711.25	REPAIRS - ENGINEERING BLDG
	59097		4/17/24	4903	BUNKER ROBERT	560.30	500 DIRECTOR FEE, 60.30 MILEAGE
	59098		4/17/24	4904	YOUNG MIKE	529.71	500 DIRECTOR FEE REIMB. UBER- NRECA MEETING
	59099		4/17/24	4905	METZ JUDITH	500.00	500 DIRECTOR FEE
	59100		4/17/24	4989	DIXIE LEAVITT AGENCY	50.00	NOTARY BOND - J. KAMMERER
	59101		4/17/24	5034	LEAVITT CHAD	520.10	500 DIRECTOR FEE, 20.10 MILEAGE
	59102		4/17/24	5237	JONES RICHARD A	529.86	500 DIRECTOR FEE REIMB. UBER- NRECA MEETING
	59103		4/17/24	5307	LAMPOST ELECTRIC LLC	1,935.00	INSTALL 200 AMP METER BASE, PERM
	59104		4/17/24	5428	GEN-TECH OF NEVADA INC	149.27	CARTRIDGE OIL FILTERS
	59105		4/17/24	5458	SOUTHLAND GRID STRUCTURS LLC	65,322.70	138KV LONG DRIVE STEEL STRUCTURES
	59106		4/17/24	5467	AMERICAN RAIL ENGINEERS CORP	4,900.00	REPROCESS PRTEV LIDAR DATA

VOID	CHECK	SEQ BRK	DATE	VENDOR	NAME	AMOUNT	DESCRIPTION
	59107		4/17/24	5623	RUST MORRIS DALE	647.74	500 DIRECTOR FEE, 60.30 MILEAGE REIMB. UBER- NRECA MEETING
	59108		4/18/24	3285	VIRGIN VALLEY DISPOSAL	280.95	DISPOSAL SERVICE
	59109		4/18/24	695	COOPER, MENDIS	314.30	REMBURSEMENT CREDIA EXPENSE
	59110		4/22/24	3257	VERIZON WIRELESS	2,380.31	VERIZON CELL PHONES
	59111		4/22/24	566	CLARK COUNTY PUBLIC WORKS	3,000.00	ESCROW ACCOUNT
	59112		4/22/24	727	DALLEY, COREY	320.00	PER DIEM - NRECA SAFETY SUMMIT
	59113		4/22/24	1980	MORCON INDUSTRIAL NEVADA INC	49.87	WHITE KNIT RAGS 20# BOX
	59114		4/22/24	2285	ALTEC INDUSTRIES, INC.	3,386.59	VEHICLE REPAIRS
	59115		4/22/24	3257	VERIZON WIRELESS	78.06	MACHINE TO MACHINE
	59116		4/22/24	3844	LEAVITT, KYLE	370.00	PER DIEM - IEEE EXPO & PRESENTAT
	59117		4/22/24	4143	BARLOW, STEVE	320.00	PER DIEM - NRECA SAFETY SUMMIT
	59118		4/22/24	4379	HARDY, CODY	320.00	PER DIEM - NRECA SAFETY SUMMIT
	59119		4/22/24	4510	VALLEJO, OMAR	370.00	PER DIEM - IEEE EXPO & PRESENTAT
	59120		4/22/24	4942	XTREME STITCH & PRINT	204.36	GENERAL MERCHANDISE
	59121		4/22/24	5422	IRBY	720.00	SECONDARY CLASS 0 GLOVES
	59122		4/22/24	5476	WILLIAMS YARDSCAPES LLC	550.00	GENERAL MAINT. OF PLANT
	59123		4/24/24	5716	SILVER STATE HYDRAULIC	2,986.64	REBUILD CYLINDER
	59124		4/24/24	1790	MESQUITE CHAMBER OF COMMERCE	35.00	CHAMBER LUNCHEON - 1 PERSON
	59125		4/24/24	2063	NEVADA STATE FIRE MARSHAL	2,280.00	HAZMAT PERMIT RENEWAL HAZMAT PERMIT RENEWAL
VOID	59126		4/24/24	2255	OVERTON POWER DISTRICT NO 5	87.22	
	59127		4/24/24	3300	VIRGIN VALLEY HIGH SCHOOL	8,000.00	2024 SCHOLARSHIPS-VVHS
	59128		4/24/24	5163	MV EDUCATIONAL FOUNDATION	8,000.00	2024 SCHOLARSHIPS-MVHS
	59129		4/24/24	5271	FLEET EQUIPMENT SERVICES, LL	3,004.69	REPAIRS - 50-0032
	59130		4/24/24	5440	CACHE VALLEY ELECTRIC	69,326.00	OPD5 - 2 POLE STRUCTURE BUNDLE OPD5 - 2 POLE STRUCTURE BUNDLE OPD5 - 2 POLE STRUCTURE BUNDLE OPD5 - 2 POLE STRUCTURE BUNDLE

VOID	CHECK	SEQ BRK	DATE	VENDOR	NAME	AMOUNT	DESCRIPTION
	59131		4/24/24	5585	AGUILAR PABLO	520.00	MAINTENANCE OF VEHICLES
	59132		4/24/24	4380	LAGROW, BECKY	87.22	MESQUITE EXPENSE
			TOTAL CHECKS	112	TOTAL AMOUNT	3,239,072.32	

DRAFT



VOID	ACH SEQ	SEQ BRK	DATE	VENDOR NAME	AMOUNT	DESCRIPTION
	1354		4/02/24	605 HOME HARDWARE AND VARIETY	213.53	BRAKE CLEANER, NONCHLOR BRAKLEEN BRAKE CLEANER, NONCHLOR BRAKLEEN WEED KILLER RETURN - BRAKE CLEANER, NONCHLOR
	1355		4/02/24	1310 JENSEN PRECAST	14,327.00	97 VAULT 2 PIECE, 4X8X6 VAULT
	1356		4/02/24	2046 NRECA	7,193.17	2024 INSURANCE ADMIN FEE
	1357		4/02/24	2625 LEGACY ROCK, INC.	52.38	TYPE II - JOB 240155
	1358		4/02/24	3633 DLT SOLUTIONS LLC	962.66	AUTOCAD FOR SCADA LICENSES
	1359		4/02/24	3717 COMPUNET, INC.	6,000.00	COMPUNET INSTALLATION SERVICES
	1360		4/02/24	3757 MONSEN ENGINEERING LLC	1,038.22	60-D-NAILS WAFFLE TOP, TAPE MEAS
	1361		4/02/24	3802 GENTRY GIS, LLC	3,300.00	MAPPING, MILSOFT, WINDMIL
	1362		4/02/24	3957 ELECTRICAL CONSULTANTS, INC.	4,992.00	CNVRTG SNG PHS TO 3 PHS
	1363		4/02/24	4369 SILVER STATE ENERGY ASSOC.	3,768.00	3 MONTH BUDGETED A&G EXPENSES
	1364		4/02/24	4501 INCONTACT, INC.	322.70	MQ LONG DISTANCE - MESQUITE OV LONG DISTANCE - MARCH
	1365		4/02/24	4713 DELL BUSINESS CREDIT	5,147.60	OPTIPLEX ALL IN ONE PLUS
	1366		4/02/24	4888 WESTERN UNITED ELECTRIC SUPP	68,845.23	100 KVA PAD MOUNT TRANSFORMER 100 KVA PAD MOUNT TRANSFORMER CREDIT - UNORDERED TRANSFORMERS ELB PROBE W/WRENCH, CONN UNISTRUT 1-5/8X10, GROUND RODS
	1367		4/02/24	5012 TINKS SUPERIOR AUTO PARTS	46.32	HYD HOSE FITTINGS, REEL
	1368		4/02/24	5137 GE GRID SOLUTIONS LLC.	115,468.00	CMU-KOTEF 245
	1369		4/02/24	5263 ON-HOLD CONCEPTS	125.00	DIGITAL SIGNAGE PROGRAM SERVICE VOICE & VOICE MAIL MESSAGES
	1370		4/02/24	5634 TYNDALE USA	2,265.30	FR CLOTHING
	1371		4/04/24	2046 NRECA	45.00	REA# 29004 - HRA ACCOUNT - ADMIN
	1372		4/04/24	4505 ONLINE INFORMATION SERVICES	666.18	ONLINE UTILITY EXCHANGE BACKGROUND CHECK
	1373		4/04/24	4608 SAVANIC TRANSPORT	46,000.00	RAPTOR SUBSTATION GRADING
	1374		4/04/24	4925 CREATIVE CLEANING SERVICES	2,823.00	CLEANING SERVICE - MARCH 24

VOID	ACH SEQ	SEQ BRK	DATE	VENDOR	NAME	AMOUNT	DESCRIPTION
	1375		4/04/24	5012	TINKS SUPERIOR AUTO PARTS	61.62	SPIN ON FLUID FILTER
	1376		4/04/24	5634	TYNDALE USA	147.90	FR CLOTHING
	1377		4/10/24	453	BULLDOG PEST CONTROL INC.	130.00	PEST CONTROL SERVICE
	1378		4/10/24	975	ESCI	2,575.00	SAFETY & TRAINING SERVICES
	1379		4/10/24	1175	HUGHES OIL COMPANY	9,234.35	BULK GAS/DIESEL MESQUITE BULK GAS/DIESEL OVERTON
	1380		4/10/24	1310	JENSEN PRECAST	21,985.00	4X8X6 VAULTS
	1381		4/10/24	2709	MERIDIAN COOPERATIVE, INC	38,334.17	SFTW SUPPORT, PSTG, BILLING, CON
	1382		4/10/24	3957	ELECTRICAL CONSULTANTS, INC.	70,776.00	LONG DRIVE SWITCHYARD RAPTOR SUB ENGNRING
	1383		4/10/24	4422	STATE OF NEVADA	824.99	PEBP INSURANCE
	1384		4/10/24	4971	FUTURA SYSTEMS INC.	4,167.00	MONTHLY CHGS, FLEX, FIELD PRO, G
	1385		4/10/24	5012	TINKS SUPERIOR AUTO PARTS	294.20	BATTERY, SPIN ON FLUID FILTERS BATTERY
	1386		4/10/24	5137	GE GRID SOLUTIONS LLC.	26,060.00	VT-OTEF 245
	1387		4/10/24	5203	LADWP -DEPT OF WATER & POWER	10,531.65	MOAPA SOLAR
	1388		4/10/24	5621	11:11 SYSTEMS INC	8,529.14	SECURE CLOUD BACKUP, ENCRYPTED S
	1389		4/17/24	396	BORDER STATES ELEC. SUPPLY	3,435.55	3" SCH 40 REPAIR COUPLERS 2/0 URD TRIPLEX WIRE
	1390		4/17/24	1940	MOAPA VALLEY WATER DISTRICT	596.49	HYDRANT METER - TORTOISE SUB MOAPA VALLEY WATER
	1391		4/17/24	3717	COMPUNET, INC.	12,395.09	ON-SITE CISCO EQPT FIRMWARE UPGR PA-450 GBLB PRCTCT SUBSCRPTN
	1392		4/17/24	4981	PIONEER UTILITY RESOURCES	290.00	WEB HOSTING / MAINTENANCE
	1393		4/17/24	5042	AMAZON CAPITAL SERVICES	5,048.23	STORAGE BOXES, FILE FOLDERS, CAL ND UNDRGRND RED TEAR TAPE CALCULATOR, PENCILS, MARKERS, AI SYLVOX TV, PORTABLE PA SYSTEM BAND SAW BLADES SAFETY GLASSES SAFETY GLASSES, HARD HATS LINEMAN SOCKET SETS, BATTERIES, CREDIT - DAMAGED ITEM BI METAL SAW ZALL BLADES

VOID	ACH	SEQ BRK	DATE	VENDOR	NAME	AMOUNT	DESCRIPTION
		1394	4/17/24	5091	LEGACY LOCK AND KEY	498.99	PORTABLE CHARGERS, USB OUTPUTS CASELING HARD CASE, FOAM COVER PRINTABLE HID PROC CARDS
		1395	4/17/24	5297	J7 ENTERPRISES LLC	3,395.00	TRENCH & PANEL INSTALL
		1396	4/17/24	5451	NATIONAL BUSINESS FURNITURE	4,201.27	FURNITURE
		1397	4/17/24	5465	SKYMIRA LLC	286.00	UNLIMITED SATELITE PTT SERVICE
		1398	4/17/24	5524	BIGHORN CONSTRUCTION INC	5,200.00	GRADING STRUCTURE LOCATIONS
		1399	4/17/24	5634	TYNDALE USA	587.80	FR CLOTHING FR CLOTHING
		1400	4/24/24	396	BORDER STATES ELEC. SUPPLY	2,906.33	3" 90D SCH 40 36"RAD, BARE COPPE
		1401	4/24/24	1310	JENSEN PRECAST	3,555.00	42X42 TRANSFORMER PAD
		1402	4/24/24	1435	KNIGHT & LEAVITT ASSOC INC	977.50	REALIGNMENT OF LINE
		1403	4/24/24	2351	PITNEY BOWES GLOBAL FINANCIA	281.34	QUARTERLY LEASE PAYMENT
		1404	4/24/24	3957	ELECTRICAL CONSULTANTS, INC.	4,405.00	RAPTR &FALCON T- LINE CNVRTG SNG PHS TO 3 PHS
		1405	4/24/24	4888	WESTERN UNITED ELECTRIC SUPP	13,802.80	4" CONDUIT SCH40, CONN PED SEC 1/2 - 13X1 UNI STRUT BOLTS TERMS #2-4/0, 4/0-500, CONN LUG CONN PARALLEL CLAMP W/ SPRING 500 COMPRESSION LUG 2 HOLE
		1406	4/24/24	5524	BIGHORN CONSTRUCTION INC	3,850.00	TRNCHING & CONDUIT INSTALL
		1407	4/24/24	5537	COMPLIANCE SIGNS LLC	6,005.50	TRANSFORMER STICKERS
		TOTAL ACH		54	TOTAL AMOUNT	548,970.20	
		GRAND TOTAL		166	GRAND TOTAL AMOUNT	3,788,042.52	



**Overton Power District #5  
BOARD OF TRUSTEE'S  
MAY 15, 2024  
ACTION ITEM - H**

<b>SUBJECT:</b> Review and Possible Approval of OPD5 Restocking Fee Policy OPD-S-10.000
<b>PETITIONER:</b> Staff
<b>RECOMMENDATIONS:</b> Approval

**FISCAL IMPACT:**  
No fiscal impact to OPD5

**BACKGROUND:**  
In recent years due to a variety of issues, lead times and prices have increased dramatically for electrical equipment. Due to long lead times many developers pay OPD5 far in advance of the start of construction to order the electrical equipment needed for their projects. Occasionally, developers cancel or modify their projects before the electrical equipment is even installed.

When cancellations or modifications occur, OPD5 returns the electrical equipment to the vendor unless OPD5 can use the electrical equipment or sell the equipment to another developer.

Typically, if new, unused electrical equipment is returned to the vendor, the vendor charges a restocking fee to accept the electrical equipment back into their inventory. Recently, many vendors have significantly increased their restocking fees, in some cases raising them to 50-75% of the purchase

price. Restocking fees can be exorbitant for many pieces of electrical equipment. For example, three phase transformers that are used in many commercial applications cost \$40,000 a piece, meaning if the transformer is returned to the vendor, the restocking fee could be \$20,000-\$30,000 if a project is cancelled or modified, depending on the vendor.

OPD5 should not be responsible for paying the restocking fee for cancelled or modified projects. The OPD5 Restocking Fee Policy is designed to make developers aware of four key points. First, developers need to be aware that restocking fees are calculated and charged by the vendor. Second, developers need to be aware that there may be a financial obligation if they cancel or change a project and do not take delivery of the electrical equipment that OPD5 has ordered on their behalf. Third, if special items are returned or if modifications are needed such items may not qualify for return and none of the prepaid funds will be refunded. Finally, if the vendor allows changes or modifications at no cost, the vendor will return funds to OPD5, and OPD5 will return the developer's prepaid funds less return shipping charges.

**STAFF RECOMENDATION:**

To approve the new OPD5 Restocking Fee Policy OPD-S-10.000 as presented.



Regulation No. OPD-S-10.000

Date First Approved: May 15, 2024

Revision No.: 0

Date Last Revised: \_\_\_\_\_

Date Approved: May 15, 2024

Approved By: \_\_\_\_\_

Mike Young, Board Secretary

OVERTON POWER DISTRICT No. 5  
OPERATING REGULATION

**Equipment Restocking Fee Policy**

This policy applies to customers who order and pay in advance for long lead-time electrical equipment. These items may include but are not limited to switches, transformers, and other special electrical equipment. Customers are permitted to return or cancel electrical equipment that has been ordered and paid for prior to installation, regardless of the reason. However, most vendors charge a restocking fee when equipment is returned, or orders are cancelled. The restocking fee varies by vendor but can be as high as 50-75% of the invoiced cost.

If an order is cancelled, the customer is fully responsible for the vendor's restocking fee plus return shipping costs. The remaining funds, if any, will be returned to the customer unless the customer chooses to apply said funds to a current OPD5 job or future work. If the manufacturer permits cancellation or return of said equipment without penalty, then the restocking fee will be waived.

Refunds will not be issued for orders of non-stock electrical equipment.

Customer acknowledgment of this Restocking Fee Policy is required.

\_\_\_\_\_  
Customer

\_\_\_\_\_  
Date

\_\_\_\_\_  
OPD5 Representative

\_\_\_\_\_  
Date



**Overton Power District #5  
BOARD OF TRUSTEE'S  
MAY 15, 2024  
ACTION ITEM - I**

<b>SUBJECT:</b> Review and Possible Approval of a Part-Time Customer Relations Consultant
<b>PETITIONER:</b> Staff
<b>RECOMMENDATIONS:</b> Approval

**FISCAL IMPACT:**  
Approximately \$40,000 and not to exceed \$45,000

**BACKGROUND:**  
OPD5 has never had a full-time customer relations person on staff. In recent years, the customer service supervisor has taken on customer relations responsibilities. However, with an increasing customer base and associated workload, staff sees the need for additional help in this area in order to provide more timely and relevant information to the customers.

OPD5 retained a regional public relations firm to provide customer relations help in 2020, but staff had mixed success with this arrangement. Such firms don't provide the personalized and dedicated assistance needed at a reasonable cost.

Staff hopes to find a dedicated individual or a small firm that can fill the role that's needed to help with customer relations duties and other associated work. In addition to customer relations work, there are a

myriad of writing tasks that OPD5 needs help with such as the OPD5 newsletter, press releases, reports, presentations, and whitepapers.

If approved by the board, staff will work to fill the position as soon as possible.

**STAFF RECOMENDATION:**

To approve the hiring of a part-time customer relations consultant as presented.

DRAFT

# PART-TIME CUSTOMER RELATIONS CONSULTANT



---

## Goals:

1. Provide clear, relevant, professional, and timely content to OPD5 customers.
2. Increase customer engagement.
3. Coordinate with and relieve some of the workload from the customer service supervisor.
4. Provide help in other relevant areas.

---

## Summary of Proposed Tasks:

1. Write and edit press releases.
  - a. Report on board meetings.
  - b. Report on policy changes.
  - c. Report on other relevant OPD5 meetings.
  - d. Report on changes to OPD5.
  - e. Write articles that showcase OPD5 happenings, accomplishments, projects, and current events.
  - f. Report on power outages.
  - g. Write public information notices.
2. Take pictures as needed.
3. Coordinate with vendors to secure and direct the creation of videos.
4. Create and update web site content.
5. Create new social media content and update existing social media content (excluding live outage information).
6. Create and edit the OPD5 newsletter.
7. Advertising and Marketing
  - a. Write content that explains available OPD5 services and how to better use those services.
  - b. Write promotion pieces for new OPD5 services.
  - c. Work with other agencies to promote and market the region to attract new customers.
  - d. Create advertisements as needed.
  - e. Make, arrange and purchase advertising space.
8. Provide Writing Assistance to the staff.
  - a. Help the staff prepare board meeting information.
  - b. Assist the staff in preparing agendas and minutes.
  - c. Help the staff write and update policies.
  - d. Assist the staff in writing formal letters.
  - e. Help staff write and prepare presentations, reports, and whitepapers.

- f. Help staff write and edit plans as needed.
  - g. Assist the staff in writing and submitting applications.
- 9. Assist staff with OPD5 sponsored public meetings and town hall meetings.
- 10. Attend community meetings and events as assigned. Give reports on the meetings as needed.
- 11. Monitor the news, federal register notices, press releases, trade literature, and other content for applicability to OPD5. Provide reports on findings.
- 12. Provide staff with help as needed during legislative sessions.
  - a. Write and create position papers.
  - b. Write and create information pieces.
  - c. Read bill drafts and position papers, then help craft responses as needed.
  - d. Watch committee meetings or review legislative committee meeting transcripts as assigned.
- 13. Help formulate customer relations tactics and strategies.
- 14. Coordinate OPD5 messaging with the GM/CEO and the customer service supervisor for local media outlets.
- 15. Write an annual OPD5 history.
- 16. Perform other duties as may be assigned by the GM/CEO.