

DRAFT

OVERTON POWER DISTRICT NO. 5
FINANCIAL AND STATISTICAL REPORT
FROM 01/23 THRU 12/23

PART A. STATEMENT OF OPERATIONS

LINE NO	----- YEAR TO DATE -----				
	LAST YEAR A	THIS YEAR B	BUDGET C	THIS MONTH D	
1.0	OPERATING REVENUE & PATRONAGE CAPITAL....	45,737,329.05	45,892,000.40	45,920,283.00	3,595,913.52
2.0	POWER PRODUCTION EXPENSE.....	.00	.00	.00	.00
3.0	COST OF PURCHASED POWER.....	21,400,810.54-	21,674,936.75-	24,664,938.00-	1,975,922.24-
4.0	TRANSMISSION EXPENSE.....	704,454.44-	829,488.81-	759,320.00-	72,770.69-
5.0	REGIONAL MARKET OPERATIONS EXPENSE.....	.00	.00	.00	.00
6.0	DISTRIBUTION EXPENSE-OPERATION.....	911,517.67-	941,358.00-	1,143,597.00-	114,534.13-
7.0	DISTRIBUTION EXPENSE-MAINTENANCE.....	1,803,287.50-	2,436,371.28-	1,715,395.00-	269,204.77-
8.0	CONSUMER ACCOUNTS EXPENSE.....	1,561,235.80-	1,509,484.75-	1,626,860.00-	118,957.05-
9.0	CUSTOMER SERVICE & INFORMATIONAL EXPENSE.	6,835.45-	8,460.81-	67,784.00-	.00
10.0	SALES EXPENSE.....	.00	.00	.00	.00
11.0	ADMINISTRATIVE & GENERAL EXPENSE.....	3,074,234.63-	3,308,798.75-	3,658,673.00-	242,115.28-
12.0	TOTAL OPERATIONS & MAINTENANCE EXPENSE...	29,462,376.03-	30,708,899.15-	33,636,567.00-	2,793,504.16-
13.0	DEPRECIATION & AMORTIZATION EXPENSE.....	2,370,223.28-	2,798,833.22-	2,437,301.00-	307,230.72-
14.0	TAX EXPENSE - PROPERTY & GROSS RECEIPTS..	.00	.00	.00	.00
15.0	TAX EXPENSE - OTHER.....	.00	.00	.00	.00
16.0	INTEREST ON LONG TERM DEBT.....	1,925,044.47-	1,862,547.90-	2,105,849.00-	151,162.12-
17.0	INTEREST CHARGED TO CONSTRUCTION - CREDIT	.00	.00	.00	.00
18.0	INTEREST EXPENSE - OTHER.....	.00	.00	.00	.00
19.0	OTHER DEDUCTIONS.....	164,118.84-	164,118.84-	164,119.00-	13,676.57-
20.0	TOTAL COST OF ELECTRIC SERVICE.....	33,921,762.62-	35,534,399.11-	38,343,836.00-	3,265,573.57-
21.0	PATRONAGE CAPITAL & OPERATING MARGINS....	11,815,566.43	10,357,601.29	7,576,447.00	330,339.95
22.0	NON OPERATING MARGINS - INTEREST.....	469,593.62	1,275,394.79	300,000.00	142,015.37
23.0	ALLOW. FOR FUNDS USED DURING CONSTRUCTION	.00	.00	.00	.00
24.0	INCOME (LOSS) FROM EQUITY INVESTMENTS....	.00	.00	.00	.00
25.0	NON OPERATING MARGINS - OTHER.....	593,523.19-	4,849.07	450,000.00-	898.67-
26.0	GENERATION & TRANSMISSION CAPITAL CREDITS	.00	.00	.00	.00
27.0	OTHER CAPITAL CREDITS & PATRONAGE DIVID..	220,596.47	409,237.07	193,000.05	.00
28.0	EXTRAORDINARY ITEMS.....	.00	.00	.00	.00
29.0	PATRONAGE CAPITAL OR MARGINS.....	11,912,233.33	12,047,082.22	7,619,447.05	471,456.65

DRAFT

OVERTON POWER DISTRICT NO. 5
FINANCIAL AND STATISTICAL REPORT
FROM 01/23 THRU 12/23

PART C. BALANCE SHEET

LINE NO	ASSETS AND OTHER DEBITS		LIABILITIES AND OTHER CREDITS		
1.0	TOTAL UTILITY PLANT IN SERVICE	153,546,784.27	30.0	MEMBERSHIPS	.00
2.0	CONSTRUCTION WORK IN PROGRESS	12,346,455.27	31.0	PATRONAGE CAPITAL	.00
3.0	TOTAL UTILITY PLANT	165,893,239.54	32.0	OPERATING MARGINS - PRIOR YEAR	82,834,497.62-
4.0	ACCUM PROV FOR DEP & AMORT	46,797,232.91-	33.0	OPERATING MARGINS-CURRENT YEAR	10,771,687.43-
5.0	NET UTILITY PLANT	119,096,006.63	34.0	NON-OPERATING MARGINS	1,275,394.79-
6.0	NON-UTILITY PROPERTY (NET)	.00	35.0	OTHER MARGINS & EQUITIES	20,936,285.94-
7.0	INVEST IN SUBSIDIARY COMPANIES	.00	36.0	TOTAL MARGINS & EQUITIES	115,817,865.78-
8.0	INV IN ASSOC ORG - PAT CAPITAL	3,527,583.76	37.0	LONG TERM DEBT - RUS (NET)	.00
9.0	INV IN ASSOC ORG OTHR GEN FND	.00		(PAYMENTS-UNAPPLIED	.00)
10.0	INV IN ASSOC ORG - NON GEN FND	.00	38.0	LNG-TERM DEBT-FFB-RUS GUAR	.00
11.0	INV IN ECON DEVEL PROJECTS	.00	39.0	LONG-TERM DEBT OTHER-RUS GUAR	.00
12.0	OTHER INVESTMENTS	.00	40.0	LONG TERM DEBT - OTHER (NET)	50,579,449.30-
13.0	SPECIAL FUNDS	.00	41.0	LNG-TERM DEBT-RUS-ECON DEV NET	.00
14.0	TOT OTHER PROP & INVESTMENTS	3,527,583.76	42.0	PAYMENTS - UNAPPLIED	.00
15.0	CASH - GENERAL FUNDS	1,366,657.79	43.0	TOTAL LONG TERM DEBT	50,579,449.30-
16.0	CASH - CONSTRUCTION FUND TRUST	.00	44.0	OBLIGATION UNDER CAPITAL LEASE	.00
17.0	SPECIAL DEPOSITS	.00	45.0	ACCUM OPERATING PROVISIONS	.00
18.0	TEMPORARY INVESTMENTS	39,366,974.67	46.0	TOTAL OTHER NONCURR LIABILITY	.00
19.0	NOTES RECEIVABLE (NET)	.00	47.0	NOTES PAYABLE	.00
20.0	ACCTS RECV - SALES ENERGY (NET)	3,755,648.82	48.0	ACCOUNTS PAYABLE	2,791,922.20-
21.0	ACCTS RECV - OTHER (NET)	395,699.05	49.0	CONSUMER DEPOSITS	349,550.00-
22.0	RENEWABLE ENERGY CREDITS	.00	50.0	CURR MATURITIES LONG-TERM DEBT	.00
23.0	MATERIAL & SUPPLIES-ELEC & OTH	4,772,529.08	51.0	CURR MATURIT LT DEBT ECON DEV	.00
24.0	PREPAYMENTS	166,593.44	52.0	CURR MATURITIES CAPITAL LEASES	.00
25.0	OTHER CURRENT & ACCR ASSETS	.00	53.0	OTHER CURRENT & ACCRUED LIAB	1,478,557.71-
26.0	TOTAL CURRENT & ACCR ASSETS	49,824,102.85	54.0	TOTAL CURRENT & ACCRUED LIAB	4,620,029.91-
27.0	REGULATORY ASSETS	.00	55.0	REGULATORY LIABILITIES	.00
28.0	OTHER DEFERRED DEBITS	2,297,662.61	56.0	OTHER DEFERRED CREDITS	3,728,010.86-
29.0	TOTAL ASSETS & OTHER DEBITS	174,745,355.85	57.0	TOTAL LIABILITIES & OTH CREDIT	174,745,355.85-



Beginning Balance	\$	4,393,770	
Bank of Nevada 2.5%	\$	1,356,632	\$ 20,678
America First Credit Union .90%	\$	8,880	\$ 48
Bank of Nevada Investment 1.5%	\$	138,199	
CFC Member Capital Sec 5%	\$	500,000	\$ 30,744
Month Ending Balance	\$	2,003,711	
Net Increase/Decrease Prior Month	\$	(2,390,059)	

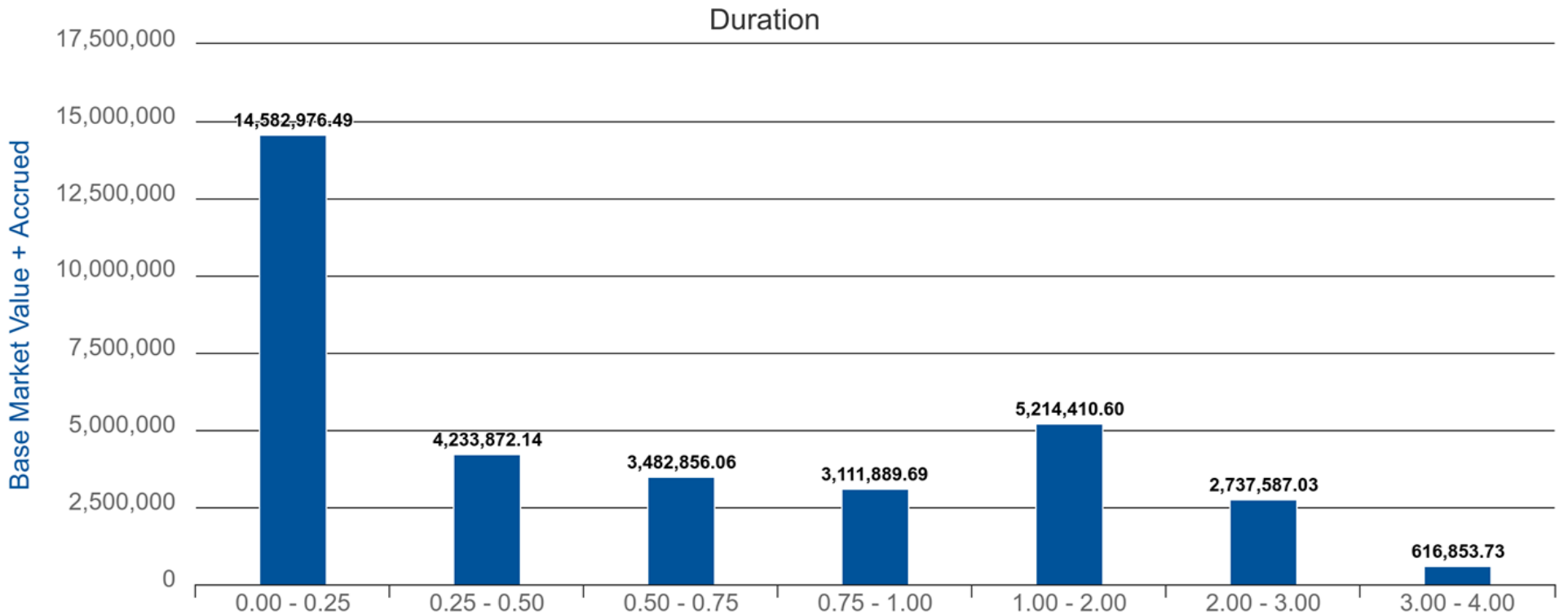
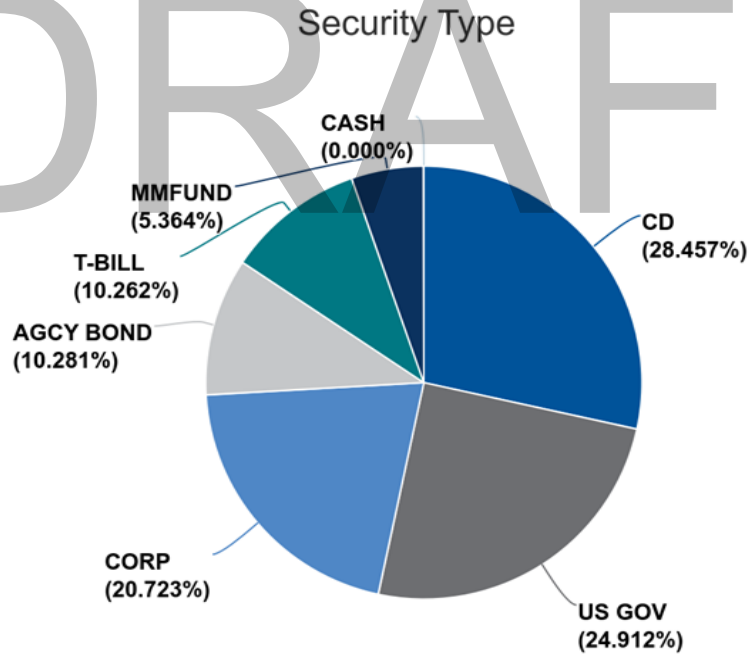


Report:
Account:
Date:

GAAP Financials
Moreton-Overton Power Dist #5 (279263)
10/06/2021 - 12/31/2023

Balance Sheet	Moreton-Overton Power Dist #5		
	12/31/2023		
Book Value less Due		33,923,377.33	
Due and Accrued		254,408.03	
Book Value + Accrued	\$	34,177,785.36	\$ 1,048,294
Net Unrealized Carrying Value Gain		(197,339.62)	
Carrying Value and Accrued	\$	33,980,445.75	
Goldman Sachs Group 5.21%	\$	4,543,323.34	\$ 175,631

DRAFT



DRAFT

CUSIP	Description	Original Cost	Security Type	Complex Credit Rating	Coupon Rate	Purchase Yield	Effective Maturity	Final Maturity	Settle Date	Next Reset Date	Net Unrealized Gain/Loss	Market Value + Accrued
CCYUSD	Cash	(0.00)	CASH	AAA	0.000	0.000	12/31/2023	12/31/2023	---	---	0.00	(0.00)
CCYUSD	Receivable	525,840.11	CASH	AAA	0.000	0.000	12/31/2023	12/31/2023	---	---	0.00	525,840.11
31846V336	FIRST AMER:GVT OBLG X	1,811,800.46	MMFUND	AAA	5.300	5.300	12/31/2023	12/31/2023	---	---	0.00	1,811,800.46
172967MT5	CITIGROUP INC	1,483,275.00	CORP	A-	6.040	6.403	01/06/2024	10/30/2024	01/27/2022	01/30/2024	5,907.90	1,516,694.95
17329UP96	CITIGROUP GLOBAL MARKETS HOLDINGS INC	349,650.00	CORP	A	1.000	1.051	01/20/2024	01/20/2024	01/20/2022	---	(1,089.89)	350,466.28
912797JA6	UNITED STATES TREASURY	2,462,976.72	T-BILL	AAA	0.000	5.473	01/23/2024	01/23/2024	---	---	427.26	2,492,325.00
912828V80	UNITED STATES TREASURY	511,191.41	US GOV	AAA	2.250	1.121	01/31/2024	01/31/2024	01/27/2022	---	(1,702.56)	503,462.88
912797JC2	UNITED STATES TREASURY	982,310.32	T-BILL	AAA	0.000	5.539	02/06/2024	02/06/2024	10/10/2023	---	221.50	994,870.00
912828B66	UNITED STATES TREASURY	515,937.50	US GOV	AAA	2.750	1.171	02/15/2024	02/15/2024	01/28/2022	---	(2,534.90)	503,618.61
22282XAA8	CoVantage Credit Union	245,000.00	CD	NA	5.250	5.250	02/20/2024	02/20/2024	05/19/2023	---	(19.60)	245,438.52
912828W48	UNITED STATES TREASURY	812,304.69	US GOV	AAA	2.125	1.368	02/29/2024	02/29/2024	---	---	(5,079.07)	801,640.51
88713SCN9	Timberline Bank	245,000.00	CD	NA	5.300	5.300	03/21/2024	03/21/2024	03/22/2023	---	(78.40)	255,060.57
084601YT4	Berkshire Bank	245,000.00	CD	A-	5.400	5.370	03/22/2024	03/22/2024	03/22/2023	---	(26.95)	255,230.83
12441PAT3	Byline Bank	244,877.50	CD	NA	5.350	5.403	03/22/2024	03/22/2024	03/24/2023	---	(26.64)	255,108.90
066851XJ0	Bar Harbor Bank and Trust Company	245,000.00	CD	NA	5.400	5.400	03/22/2024	03/22/2024	03/24/2023	---	(26.95)	255,230.83
912828W71	UNITED STATES TREASURY	510,058.60	US GOV	AAA	2.125	1.184	03/31/2024	03/31/2024	01/27/2022	---	(5,134.89)	498,714.80
3134H1FW8	FEDERAL HOME LOAN MORTGAGE CORP	500,000.00	AGCY BOND	AAA	6.000	6.000	04/26/2024	04/26/2028	10/26/2023	---	410.00	505,826.67
53052LAS8	Liberty Federal Credit Union	244,938.75	CD	NA	5.000	5.025	04/29/2024	04/29/2024	04/27/2023	---	(269.29)	245,751.31
3130AVKL5	FEDERAL HOME LOAN BANKS	249,725.00	AGCY BOND	AAA	5.220	5.347	05/01/2024	05/01/2024	06/21/2023	---	(192.53)	252,827.50
390602AC4	Great Lakes Credit Union	244,755.00	CD	NA	5.900	5.953	05/08/2024	11/10/2025	11/08/2023	---	1,131.00	246,854.52
912828WJ5	UNITED STATES TREASURY	513,984.38	US GOV	AAA	2.500	1.252	05/15/2024	05/15/2024	02/02/2022	---	(7,184.16)	496,729.01
912828XT2	UNITED STATES TREASURY	508,906.25	US GOV	AAA	2.000	1.225	05/31/2024	05/31/2024	01/27/2022	---	(8,248.12)	494,214.32
02208XAC7	Altra Federal Credit Union	247,876.00	CD	NA	5.300	5.352	06/07/2024	06/07/2024	06/09/2023	---	115.82	248,890.25
3130AW2D1	FEDERAL HOME LOAN BANKS	500,000.00	AGCY BOND	AAA	5.360	5.359	06/11/2024	06/11/2024	06/15/2023	---	(610.00)	503,037.78
68584JAC3	Oregon Community Credit Union	244,877.50	CD	NA	5.400	5.502	06/20/2024	06/20/2024	06/21/2023	---	336.69	245,681.70
912828GZ8	UNITED STATES TREASURY	505,976.57	US GOV	AAA	1.750	1.248	06/30/2024	06/30/2024	01/27/2022	---	(9,580.38)	491,684.04
3130ASHX0	FEDERAL HOME LOAN BANKS	500,000.00	AGCY BOND	AAA	3.550	3.550	07/11/2024	07/11/2024	07/11/2022	---	(3,995.00)	504,386.94
912828Y87	UNITED STATES TREASURY	506,035.16	US GOV	AAA	1.750	1.260	07/31/2024	07/31/2024	01/27/2022	---	(10,849.29)	494,226.68
912828D56	UNITED STATES TREASURY	513,378.91	US GOV	AAA	2.375	1.299	08/15/2024	08/15/2024	02/02/2022	---	(11,488.28)	496,320.39
92838DAB2	Visions Federal Credit Union	244,877.50	CD	NA	5.750	5.802	08/29/2024	08/29/2024	08/30/2023	---	989.83	245,986.14
912828ZU3	UNITED STATES TREASURY	507,441.41	US GOV	AAA	1.875	1.288	08/31/2024	08/31/2024	01/27/2022	---	(12,161.60)	492,932.93
912828YH7	UNITED STATES TREASURY	502,421.88	US GOV	AAA	1.500	1.315	09/30/2024	09/30/2024	01/27/2022	---	(13,244.77)	489,345.74
00832KBM0	Affinity Federal Credit Union	244,877.50	CD	NA	5.800	5.852	10/03/2024	10/03/2024	10/04/2023	---	1,234.33	247,348.58
291916AC8	Empower Federal Credit Union	244,877.50	CD	NA	5.800	5.851	10/07/2024	10/07/2024	10/06/2023	---	1,249.86	247,012.89
3134H1HQ9	FEDERAL HOME LOAN MORTGAGE CORP	400,000.00	AGCY BOND	AAA	6.000	6.003	10/25/2024	01/25/2028	10/25/2023	---	3,048.00	407,448.00
01882MAF9	Alliant Credit Union	244,877.50	CD	NA	5.800	5.852	11/07/2024	11/07/2024	11/08/2023	---	1,402.88	247,232.86
912828YV6	UNITED STATES TREASURY	502,011.72	US GOV	AAA	1.500	1.355	11/30/2024	11/30/2024	01/27/2022	---	(15,695.42)	485,615.74
86777TAB2	Sunset Science Park Federal Credit Union	244,877.50	CD	NA	5.700	5.752	12/04/2024	12/04/2024	12/05/2023	---	1,316.39	247,235.98
912828DN8	UNITED STATES TREASURY	741,826.17	US GOV	AAA	1.000	1.387	12/15/2024	12/15/2024	01/28/2022	---	(24,002.96)	723,603.36
92559TAQ1	Vibrant Credit Union	248,000.00	CD	NA	5.350	5.350	12/20/2024	12/20/2024	12/21/2023	---	463.76	248,863.62
04685A3H2	ATHENE GLOBAL FUNDING	1,793,144.62	CORP	A+	6.073	6.223	01/07/2025	01/07/2025	---	01/08/2024	(12,525.46)	1,810,752.57
38150AK79	GOLDMAN SACHS GROUP INC	998,000.00	CORP	A	2.000	2.063	01/31/2025	01/31/2025	01/31/2022	07/31/2024	(41,967.02)	969,408.89
06051GKF5	BANK OF AMERICA CORP	1,503,510.00	CORP	A+	6.012	5.944	02/04/2025	02/04/2025	02/04/2022	02/05/2024	(1,412.15)	1,512,782.77
07833EAM9	Belco Credit Union	244,755.00	CD	NA	5.150	5.203	02/24/2025	02/24/2025	02/24/2023	---	270.62	245,406.40
29415AAR6	Envision Credit Union	244,877.50	CD	NA	5.450	5.485	02/27/2025	02/27/2025	08/30/2023	---	998.78	245,977.21
02589ABM3	American Express Bank, FSB	144,536.00	CD	AA-	1.800	1.909	03/03/2025	03/03/2025	03/08/2022	---	(5,216.75)	140,478.90
07371AZP1	Beal Bank	239,880.00	CD	NA	1.800	1.817	03/05/2025	03/05/2025	03/09/2022	---	(8,924.06)	232,378.06
07371CK73	Beal Bank USA	239,880.00	CD	NA	1.800	1.817	03/05/2025	03/05/2025	03/09/2022	---	(8,924.06)	232,378.06
771196CA8	ROCHE HOLDINGS INC	499,849.26	CORP	AA	5.889	5.933	03/10/2025	03/10/2025	03/10/2022	03/11/2024	1,585.21	503,324.52
9128284F4	UNITED STATES TREASURY	502,011.72	US GOV	AAA	2.625	2.485	03/31/2025	03/31/2025	04/01/2022	---	(12,688.92)	491,500.04
14042TFC6	Capital One Bank (USA), National Association	244,510.00	CD	NA	2.550	2.620	04/07/2025	04/07/2025	04/06/2022	---	(7,297.99)	238,984.78
9128284M9	UNITED STATES TREASURY	501,191.41	US GOV	AAA	2.875	2.792	04/30/2025	04/30/2025	04/20/2022	---	(11,456.44)	491,528.49
38150AKB0	GOLDMAN SACHS GROUP INC	399,000.00	CORP	A	2.000	2.074	07/31/2025	07/31/2025	01/31/2022	---	(22,675.28)	380,219.56
92348DAD1	Veridian Credit Union	244,755.00	CD	NA	5.300	5.353	08/18/2025	08/18/2025	08/18/2023	---	1,691.47	247,594.89
3130ATHT7	FEDERAL HOME LOAN BANKS	301,416.00	AGCY BOND	AAA	4.375	4.169	09/12/2025	09/12/2025	03/31/2023	---	(1,470.69)	303,502.96
227563EJ8	Cross River Bank	244,755.00	CD	NA	5.450	5.503	10/31/2025	10/31/2025	10/31/2023	---	2,777.12	249,821.00
06051V4R4	Bank of America, National Association	244,755.00	CD	AA+	5.400	5.453	11/10/2025	11/10/2025	11/08/2023	---	2,784.75	249,515.12
95763PQQ7	Western Alliance Bank	244,755.00	CD	BBB+	5.350	5.403	11/17/2025	11/17/2025	11/17/2023	---	2,493.72	248,879.79
50625LBV4	Lafayette Federal Credit Union	244,755.00	CD	NA	5.000	5.052	12/15/2025	12/15/2025	12/13/2023	---	1,199.05	246,598.07
065427AV8	Bank of Utah	244,632.50	CD	NA	5.100	5.173	01/10/2026	01/10/2026	11/10/2023	---	1,727.62	247,137.37
3134GY4U3	FEDERAL HOME LOAN MORTGAGE CORP	495,917.78	AGCY BOND	AAA	4.875	5.200	02/26/2026	02/26/2026	06/14/2023	---	201.75	505,398.54
05580AK7	BMW Bank of North America	244,715.80	CD	AA-	5.250	5.300	05/11/2026	05/11/2026	11/10/2023	---	2,561.21	249,125.67
37424PAH7	Gesa Credit Union	244,632.50	CD	NA	5.250	5.304	07/31/2026	07/31/2026	08/07/2023	---	2,682.14	247,399.49
130162BC3	California Credit Union	244,632.50	CD	NA	5.450	5.505	10/26/2026	10/26/2026	10/25/2023	---	3,978.07	251,120.94
444425AG7	Hughes Federal Credit Union	244,632.50	CD	NA	5.550	5.604	10/26/2026	10/26/2026	10/26/2023	---	4,649.68	249,528.17
108622PJ4	Bridgewater Bank	244,632.50	CD	NA	5.100	5.154	11/03/2026	11/03/2026	11/03/2023	---	1,740.27	247,384.35
92023CAH6	ValleyStar Credit Union	244,632.50	CD	NA	5.500	5.554	11/09/2026	11/09/2026	11/08/2023	---	4,379.66	249,916.28
90355GHN9	UBS Bank USA	244,632.50	CD	NA	5.150	5.204	11/09/2026	11/09/2026	11/08/2023	---	2,091.36	247,571.59
67054BNB2	Numerica Credit Union	249,625.00	CD	NA	5.550	5.604	11/10/2026	11/10/2026	11/10/2023	---	4,772.21	255,251.30
77357DAC2	Rockland Federal Credit Union	244,632.50	CD	NA	4.900	4.954	12/21/2026	12/21/2026	12/20/2023	---	348.78	245,379.98
722000AA4	Pima Federal Credit Union	244,510.00	CD	NA	5.150	5.213	02/17/2027	02/17/2027	08/17/2023	---	2,377.95	247,458.93
560507AS4	Maine Savings Bank	244,510.00	CD	NA	5.200	5.256	11/08/2027	11/08/2027	11/08/2023	---	4,514.39	249,880.20
949764HG2	Wells Fargo Bank, National Association	244,510.00	CD	AA+	5.050	5.105	11/08/2027	11/08/2027	11/08/2023	---	3,249.87	248,625.73
61934MAE4	Morton Lane Federal Credit Union	119,760.00	CD	NA	4.350	4.405	12/28/2027	12/28/2027	12/28/2023	---	(1,303.86)	118,514.01
3134GYXX5	FEDERAL HOME LOAN MORTGAGE CORP	499,850.00	AGCY BOND	AAA	5.650	5.656	07/26/2028	07/26/2028	08/10/2023	---	(396.46)	511,638.19

DRAFT

NUMBER OF CUSTOMERS SUMMARY BY MONTH

	Change	2023	2022
January	60	17,931	17,328
February	41	17,972	17,395
March	8	17,980	17,449
April	14	17,994	17,482
May	22	18,016	17,488
June	21	18,037	17,567
July	66	18,103	17,551
August	7	18,110	17,641
September	-33	18,077	17,709
October	59	18,136	17,794
November	78	18,214	17,867
December	60	18,274	17,871

RATIOS

	Current	Minimum	Goal	Median By Size
MDSC	2.74	1.35	1.85	1.93
EQUITY AS A % OF ASSETS	66.28%	39.50%	57.00%	45.72%
TIER	7.47	1.25	4.00	2.62

DRAFT

CONNECTION FEES		QUANTITY	AMOUNT	
Oct-23		32	\$	17,057
Nov-23		76	\$	31,901
Dec-23		12	\$	5,562
2023		376	\$	210,498
CURRENT BILLING ARRANGEMENTS		QUANTITY	AMOUNT	
Oct-23	Residential	42	\$	6,662
Oct-23	Commercial	1	\$	115
Nov-23	Residential	52	\$	6,700
Nov-23	Commercial	1	\$	53
Dec-23	Residential	41	\$	5,252
Dec-23	Commercial	2	\$	279
ROUND UP PROGRAM		VIRGIN VALLEY	MOAPA VALLEY	
Dec-23		\$ 529	\$	440

DRAFT

OVERTON POWER DISTRICT NO.5

C.F.C. LOAN STATUS

**LINE OF CREDIT
BALANCE OWED**

\$ -

QUARTERLY PAYMENT

December-23

\$

1,420,754.23

LONG-TERM LOAN

	BEGINNING PRINCIPAL	Interest Rate	Due for Repricing	Effective Interest Rate	
9000001	\$1,318,263.73 *	2.28%		1.83%	Sep-28
9000002	\$1,318,263.73 *	2.28%		1.83%	Sep-28
9000003	\$1,855,547.17 *	2.28%		1.83%	Sep-28
9000004	\$1,861,696.49	4.90%		4.45%	Sep-28
9000006	\$1,652,780.06	2.41%		1.96%	Sep-28
9000007	\$1,637,592.66	3.71%	10/1/2024	3.26%	Sep-28
9000008	\$1,723,548.48	5.05%		4.60%	Sep-28
9000009	\$1,750,352.63	4.10%		3.65%	Sep-28
9002001	\$12,700,825.23 *	4.60%		4.15%	Dec-38
9002002	\$41,703.82 *	4.60%		4.15%	Dec-38
9003001	\$16,267,249.44	3.98%		3.53%	Dec-46
9003002	\$8,451,625.87	3.91%		3.46%	Dec-41
	\$50,579,449.31				

Current

**Avg Interest Rate After
Discounts**

3.23%

DRAFT


PART R. POWER REQUIREMENTS DATA BASE

CLASSIFICATION	CONSUMER SALES & REVENUE DATA	September	October	Novemeber	December	Totals	Cents per kWh
		(i)	(j)	(k)	(l)		
1. Residential Sales (excluding seasonal)	a. No. Consumers Served	15,271	15,332	15,388	15,409		
	b. KWH Sold	21,285,667	14,811,687	12,176,351	14,791,618	212,902,695	
	c. Revenue	2,216,692	1,638,515	1,408,558	1,654,730	22,787,359	0.1070
2. Residential Sales - Seasonal	a. No. Consumers Served					0	
	b. KWH Sold					0	
	c. Revenue					0	
3. Irrigation Sales	a. No. Consumers Served	35	35	35	35		
	b. KWH Sold	70,249	71,345	34,227	19,267	688,763	
	c. Revenue	7,306	7,487	4,593	3,502	77,830	0.1130
4. Comm. and Ind. 1000 KVA or Less 500 kW or Less	a. No. Consumers Served	2,248	2,246	2,267	2,304		
	b. KWH Sold	8,071,642	6,635,923	6,084,418	5,917,489	82,105,500	
	c. Revenue	789,710	667,650	618,704	606,131	8,200,519	0.0999
5. Comm. and Ind. Over 1000 KVA 500 kW or More	a. No. Consumers Served	15	15	15	15		
	b. KWH Sold	6,989,180	6,797,740	7,602,840	7,130,220	77,217,602	
	c. Revenue	772,804	773,565	913,325	887,351	8,329,457	0.1079
6. Public Street & Highway Lighting	a. No. Consumers Served	255	255	255	256		
	b. KWH Sold	170,385	179,915	199,776	209,675	2,248,248	
	c. Revenue	19,886	20,598	22,115	22,897	253,888	0.1129
7. Other Sales to Public Authority	a. No. Consumers Served	253	253	254	255		
	b. KWH Sold	3,513,748	2,943,075	2,619,475	2,335,559	32,875,996	
	c. Revenue	305,394	265,801	240,562	221,681	2,963,664	0.0901
8. Sales for Resales-REA Borrowers	a. No. Consumers Served					0	
	b. KWH Sold					0	
	c. Revenue					0	
9. Sales for Resales-Other	a. No. Consumers Served						
	b. KWH Sold					201,190	
	c. Revenue					40,259	
10. TOTAL No. of Consumers (lines 1a thru 9a)		18,077	18,136	18,214	18,274		
11. TOTAL KWH Sold (lines 1b thru 9b)		40,100,871	31,439,685	28,717,087	30,403,828	408,239,994	
12. TOTAL Revenue Received From Sales of Electric Energy (line 1c thru 9c)		4,111,792	3,373,616	3,207,857	3,396,293	42,652,975	0.1045
13. Other Electric Revenue		78,373	1,056,651	80,112	213,280	3,231,668	
14. KWH - Own Use		96,304	75,803	51,226	45,069	778,830	
15. TOTAL KWH Purchased		35,259,491	31,055,540	29,378,920	34,993,408	431,673,157	
16. TOTAL KWH Generated						0	
17. Cost of Purchases and Generation		1,625,308	1,547,138	1,717,204	1,975,922	21,585,684	
18. Interchange - KWH - Net						0	
19. Peak - Sum All KW Input (Metered)						0	
Non-coincident <u> X </u> Coincident <u> </u>		84,432	66,331	62,263	71,922	0	

Monthly Cost	0.0461	0.0498	0.0585	0.0565
Monthly Revenue	0.1025	0.1073	0.1117	0.1117
2023 Avg Cost	0.0487	0.0488	0.0497	0.0502

DRAFT

CFC							
FINANCIAL AND STATISTICAL REPORT							
PART R. POWER REQUIREMENTS DATA BASE							
CLASSIFICATION	CONSUMER SALES & REVENUE DATA	September	October	Novemeber	December	Totals	Cents per kWh
		(i)	(j)	(k)	(l)		
10. TOTAL No. of Consumers (lines 1a thru 9a)		18,077	18,136	18,214	18,274		
11. TOTAL KWH Sold (lines 1b thru 9b)		40,100,871	31,439,685	28,717,087	30,403,828	408,239,994	
12. TOTAL Revenue Received From Sales of Electric Energy (line 1c thru 9c)		4,111,792	3,373,616	3,207,857	3,396,293	42,652,975	0.1045
13. Other Electric Revenue		78,373	1,056,651	80,112	213,280	3,231,668	
14. KWH - Own Use		96,304	75,803	51,226	45,069	778,830	
15. TOTAL KWH Purchased		35,259,491	31,055,540	29,378,920	34,993,408	431,673,157	
16. TOTAL KWH Generated						0	
17. Cost of Purchases and Generation		1,625,308	1,547,138	1,717,204	1,975,922	21,585,684	
18. Interchange - KWH - Net						0	
19. Peak - Sum All KW Input (Metered)						0	
Non-coincident <input checked="" type="checkbox"/>	Coincident <input type="checkbox"/>	84,432	66,331	62,263	71,922	0	
Monthly Cost		0.0461	0.0498	0.0585	0.0565		
Monthly Revenue		0.1025	0.1073	0.1117	0.1117		
2023 Avg Cost		0.0487	0.0488	0.0497	0.0502		



VOID	CHECK	SEQ BRK	DATE	VENDOR	NAME	AMOUNT	DESCRIPTION
	4275		12/01/23	5607	THE GOLDMAN SACHS GROUP	1,000,000.00	MORETON ASSET MANAGEMENT
	4276		12/01/23	2105	NEVADA POWER COMPANY	100,171.60	NVE SEP POWER
	4277		12/01/23	2105	NEVADA POWER COMPANY	89,415.09	NVE OCT POWER
	4278		12/14/23	2105	NEVADA POWER COMPANY	15,426.15	NVE EIM OCT 2023
	4279		12/07/23	2105	NEVADA POWER COMPANY	2,555.00	NVE OCT 2023 OASIS
	4280		12/08/23	4953	HSA BANK	7,116.41	EMPLOYEE HSA CONTRIBUTIONS
	4281		12/05/23	2395	PUBLIC EMPLOYEES RETIREMENT	136,248.57	EMPLOYEE/BOARD RETIREMENT
	4282		12/04/23	2045	NRECA	9.09	ACCRUED NRECA HRA
	4283		12/06/23	4687	BANK OF NEVADA	199,300.00	TRANSFER PR#2325
	4284		12/04/23	2045	NRECA	500.01	ACCRUED NRECA HRA
	4285		12/20/23	549	CITY OF MESQUITE	2,395.19	HYDRO POWER - OCT 2023/DEC 2023
	4286		12/20/23	5020	MORGAN STANLEY CAPITAL GROUP	1,149,919.20	MS NOVEMBER POWER
	4287		12/22/23	635	COLORADO RIVER COMMISSION	351,779.57	CRC DEC POWER /CRC PDAF FEB 24 MS OCTOBER ADJ
	4288		12/19/23	4687	BANK OF NEVADA	202,700.00	TRANSFER PR#2326
	4289		12/22/23	4953	HSA BANK	7,116.41	EMPLOYEE HSA CONTRIBUTIONS
	4290		12/22/23	4687	BANK OF NEVADA	8,994.15	VISA CHARGES
	4291		12/21/23	4953	HSA BANK	1,981.00	REWARDS FOR LIFE
	4292		12/31/23	3953	CFC, INC.	1,421,953.70	QUARTERLY PAYMENT
	4293		12/27/23	4953	HSA BANK	185.50	HSA DEBIT
	4294		12/22/23	2045	NRECA	10.91	ACCRUED NRECA HRA
	4295		12/26/23	2045	NRECA	12.51	ACCRUED NRECA HRA
	4296		12/27/23	2045	NRECA	12.51	ACCRUED NRECA HRA
	4300	*	12/04/23	4687	BANK OF NEVADA	199,300.00	TRANSFER PR#2325-2
	50586	*	12/04/23	1586	LIN'S SUPERMARKETS INC.	966.26	STAFF DEVELOPMENT BOARD MEETING STAFF DEVELOPMENT NREA MTG EXP, OFFICE WATER WATER

VOID	CHECK	SEQ BRK	DATE	VENDOR	NAME	AMOUNT	DESCRIPTION
							NREA MTG - 30 PEOPLE WATER - OV OFFICE - STAFF DEV. BOARD MEETING SAFETY MEETING
	50587		12/04/23	1805	MESQUITE LUMBER & SUPPLY	168.10	PAINT - TRANSFORMERS SCREWDRIVER SET 2X4 WOOD, MIDWEST FASTENERS
	50588		12/04/23	2045	NRECA	95,850.19	2023 INSURANCE PREMIUM
	50589		12/04/23	2173	NORTHERN POWER EQUIPMENT	38,280.00	RITZ PT VEF15-09 RITZ CAPACITIVE VOLTAGE TRANSFRM
	50590		12/04/23	2234	OVERTON ACE HARDWARE	107.90	BATTERIES 1.5 V CRIMPER, HEAT SHRINK, UTILITY SPRAYER, ASORBENT OIL DRI 50# ASORBENT OIL DRI 50#
	50591		12/04/23	2864	T&R ELECTRIC SUPPLY CO. INC	29,683.28	167 KVA PAD MOUNT TRANSFORMERS
	50592		12/04/23	3304	VIRGIN VALLEY WATER DISTRICT	600.37	MESQUITE WATER
	50593		12/04/23	4708	ROYAL SANITARY SERVICES	215.71	RENTAL - 10/18-11/4 - JOB 210797
	50594		12/04/23	5422	IRBY	11,498.03	OPTI GUARD 100 AMP LOAD BREAK CUT OUTS 100 AMP LOAD BREAK CUT OUTS 100 AMP LOAD BREAK CUT OUTS 100 AMP LOAD BREAK CUT OUTS AL-500-NTN COMPRESSION LUG 1/0 LOAD BREAK ELBOWS
	50595		12/04/23	5585	AGUILAR PABLO	1,515.00	MAINTENANCE OF VEHICLES MAINTENANCE OF VEHICLES
	50596		12/05/23	4942	XTREME STITCH & PRINT	1,261.98	GENERAL MERCHANDISE
	50597		12/06/23	1805	MESQUITE LUMBER & SUPPLY	63.97	SPLINE 2CT 34X11X16 EXCHANGE SPLINE - CREDIT CAULKGUN, ADHESIVE
	50598		12/06/23	1920	MOAPA VALLEY TELEPHONE	2,318.71	MOAPA PHONES
	50599		12/06/23	2490	RELIANCE CONNECTS	1,610.75	MESQUITE PHONES
	50600		12/06/23	4259	SHERWIN-WILLIAMS COMPANY	554.56	PAINT - TRANSFORMERS
	50601		12/06/23	4382	SHANER, SHANNON	80.29	REIMBURSE TOOL EXPENSE
	50602		12/06/23	5233	JUBER, KENNETH P.	220.00	PROFESSIONAL SERVICES

DRAFT

VOID	CHECK	SEQ BRK	DATE	VENDOR	NAME	AMOUNT	DESCRIPTION
	50603		12/06/23	5359	CLARK COUNTY PRINTING & MAIL	565.00	SIGNS, BUSINESS CARDS, NAME PLAT
	50604		12/06/23	5461	ROBISON SCOTT	1,523.20	HOLIDAY DECOR EXP
	50605		12/06/23	5476	WILLIAMS YARDSCAPES LLC	550.00	GENERAL MAINT. OF PLANT
	50606		12/06/23	5503	FACIL ENTERPRISES, INC	500.00	HR CONSULTING
	50607		12/06/23	5567	KAMMERER JONI	283.52	REIMBURSE MISC EXPENSE
	50608		12/06/23	5684	WHIPPLE TREE SERVICE LLC	2,700.00	TREE TRIMMING - MESQUITE
	50609		12/06/23	5688	WHITE BOYS TACOS AND MAMA	1,921.00	OPD HOLIDAY PARTY EXPENSE
	50610		12/13/23	565	CLARK COUNTY RECORDER	84.00	LIENS
	50611		12/13/23	695	COOPER, MENDIS	554.24	REMBURSEMENT NREA EXPENSE
	50612		12/13/23	735	DAT MANAGEMENT INC	278.00	RANDOM DRUG TESTING
	50613		12/13/23	1082	GRAINGER	2,806.74	ELEC TRICAL INS ROLL BLANKET, IN
	50614		12/13/23	1805	MESQUITE LUMBER & SUPPLY	610.52	CONDUIT DRILL BITS, DENATURED ALCOHOL BLANK COVERS, OUTLET BOXES, EMT CONNECTORS, OUTLET BOX, EMT STRA EMT CONDUIT 1"X10", NIPPLE EMT CONDUIT, HEX SDS, SPRAY CHAL SCREWDRIVERS, DRILL BITS, SHOCKW
	50615		12/13/23	2491	RIO VIRGIN TELEPHONE CO.	475.81	PHONE SERVICE
	50616		12/13/23	3105	RAILROAD MANAGEMENT CO LLC	1,462.60	WR-RENT,PRESET 1/11/24 - 1/10/25
	50617		12/13/23	3285	VIRGIN VALLEY DISPOSAL	207.32	DISPOSAL SERVICE
	50618		12/13/23	3968	RUESCH MACHINE	3,850.00	SET CONTROL BLDG - FALCON RIDGE
	50619		12/13/23	4077	LJ MCCORMICK ENT. INC	1,550.00	TRANSPORT EQUIPMENT COVERT CLEAN UP, CLEAN PWR LINE
	50620		12/13/23	4380	LAGROW, BECKY	100.00	EMPLOYEE REIMBURSEMENT
	50621		12/13/23	4616	EPG TESTING & TRAINING LAB	15,087.00	HOT STICK / JUMPER TESTING HOT STICK / JUMPER TESTING HOT STICK / JUMPER TESTING
	50622		12/13/23	4641	DANIELLE'S CHOCOLATES	326.45	MISC. EXPENSE
	50623		12/13/23	4742	NELSON JACK WILLIAM	509.17	500 DIRECTOR FEE, 9.17 MILEAGE
	50624		12/13/23	4878	ROMAN PEREZ HANDYMAN LL	14,580.21	BACK FLOW REPAIRS / REPLACE

VOID	CHECK	SEQ BRK	DATE	VENDOR	NAME	AMOUNT	DESCRIPTION
	50625		12/13/23	4903	BUNKER ROBERT	500.00	500 DIRECTOR FEE
	50626		12/13/23	4904	YOUNG MIKE	500.00	500 DIRECTOR FEE
	50627		12/13/23	4905	METZ JUDITH	500.00	500 DIRECTOR FEE
	50628		12/13/23	4964	ANIXTER INC	3,898.00	BELDEN 9883 CABLE 20-3/P STR
	50629		12/13/23	5022	SCHNEIDER ELECTRIC USA	8,795.79	NEW ESP PRIME
	50630		12/13/23	5034	LEAVITT CHAD	519.65	500 DIRECTOR FEE, 19.65 MILEAGE
	50631		12/13/23	5237	JONES RICHARD A	500.00	500 DIRECTOR FEE
	50632		12/13/23	5422	IRBY	367.38	COIL BRACKET OPGW
	50633		12/13/23	5584	O'REILLY AUTO ENTERPRISES	139.96	4 GALLON TURBO DSL
	50634		12/13/23	5615	JUAN CARLOS SANCHEZ LOPEZ	850.00	GENERAL MAINT. OF PLANT
	50635		12/13/23	5623	RUST, MORRIS DALE	558.95	500 DIRECTOR FEE, 58.95 MILEAGE
	50636		12/13/23	5693	ST GEORGE NEWS	500.00	ADVERTISING
	50637		12/19/23	1082	GRAINGER	618.73	20' EXTENSION LADDER, LIGHT
	50638		12/19/23	1980	MORCON INDUSTRIAL NEVADA INC	504.20	KRYLON UPSIDE DOWN RED PAINT
	50639		12/19/23	2173	NORTHERN POWER EQUIPMENT	28,440.00	SM5 DISCONNECTS SWITCHES
	50640		12/19/23	2614	SCHOLZEN PRODUCTS	1,112.00	2X2X.180 SQUARE TUBE
	50641		12/19/23	2864	T&R ELECTRIC SUPPLY CO. INC	46,605.77	167 KVA PAD MOUNT TRANSFORMER 167 KVA PAD MOUNT TRANSFORMER
	50642		12/19/23	3775	MESQUITE MATERIAL TESTING	445.50	FIELD DENSITY & COMPACTION TEST
	50643		12/19/23	4259	SHERWIN-WILLIAMS COMPANY	54.28	PAINT - MESQ. OFFICE DOORS
	50644		12/19/23	4964	ANIXTER INC	39,979.00	FED PAC PRIMARY METER CABINET
	50645		12/19/23	5081	TICHENOR, KYLE	35.25	REIMBURSE DMV EXPENSE
VOID	50646		12/19/23	5414	ABBOTT, MICHAEL	68.40	
	50647		12/19/23	5422	IRBY	113,485.60	6WAY-6WAY INTERNAL TIE SWITCH 3 PHASE SWITCH USCO SPECIAL HANDLING/FREIGHT CHARGE 500 SL58P 6POS BUS BAR DEAD END TEE CRVE BASE 3" SCH 40 REPAIR COUPLER AL-500-NTN COMPRESSION LUG

DRAFT

VOID	CHECK	SEQ BRK	DATE	VENDOR	NAME	AMOUNT	DESCRIPTION
							VINYL TAPE 3/8 EHS GUY WIRE CLAMP SUSPENSION DIST EZ SQUEEZE W/ TOUGH ROPE
	50648		12/19/23	5461	ROBISON SCOTT	141.22	REIMBURSE TOOL ALLOTMENT
	50649		12/19/23	5530	HUNT ELECTRIC, INC	12,613.48	PROGRESSIVE BILLING 20% PANEL 5
	50650		12/19/23	5551	IDECO-NV, INC	1,199.70	MODEM, MILAGE, 5G CELLULAR
	50651		12/21/23	727	DALLEY, COREY	583.86	REIMBURSE TRAINING EXPENSE
	50652		12/21/23	3257	VERIZON WIRELESS	234.34	MACHINE TO MACHINE
	50653		12/21/23	3764	INTERMOUNTAIN POWER SUPERINT	750.00	APPRENTICE TESTING
	50654		12/21/23	4616	EPG TESTING & TRAINING LAB	476.00	JUMPER TESTING
	50655		12/21/23	4627	HUERTA NICOLAS LOPEZ	18,500.00	TREE TRIMMING
	50656		12/21/23	4701	MESQUITE FORD	97.49	PAD BRAKE, SEAL
	50657		12/21/23	5081	TICHENOR, KYLE	156.02	REIMBURSE TOOL EXPENSE
	50658		12/21/23	5422	IRBY	640.00	13 JAW FF TREMINAL BLOCK
	50659		12/21/23	5686	VAF INDUSTRIES LLC	130.00	LADDER CLIPS FOR DUCTILE IRON
	50660		12/28/23	565	CLARK COUNTY RECORDER	42.00	LIEN RELEASE
	50661		12/28/23	1537	LEGACY CONST&DEVELOPMENT, INC	1,750.00	MOVE POLES FROM FALCON - GILA SU
	50662		12/28/23	2285	ALTEC INDUSTRIES, INC.	396.32	SYNTHETIC WEB SLING/HOSE/PIN SYNTHETIC ROPE ASSEMBLY/INFO
	50663		12/28/23	3257	VERIZON WIRELESS	2,275.00	VERIZON CELL PHONES
	50664		12/28/23	3835	PRECISION AGGREGATE PROD LLC	479.65	CONCRETE
	50665		12/28/23	4333	JANTZ, BENJAMIN	101.83	REIMBURSE TOOL EXPENSE
	50666		12/28/23	5572	OASIS CHIROPRACTIC CENTER	100.00	PRE EMPLOYMENT PHYSICAL / H.W.
	50667		12/28/23	5585	AGUILAR PABLO	670.00	MAINTENANCE OF VEHICLES
			TOTAL CHECKS	105	TOTAL AMOUNT	5,422,869.42	

DRAFT

VOID	ACH SEQ	SEQ BRK	DATE	VENDOR NAME	AMOUNT	DESCRIPTION
	1155		12/04/23	605 HOME HARDWARE AND VARIETY	217.48	BRACKET, 3X6 PLEAT FAN/STRIP - BATTERIES POWERLOCK TAPES, PVC SOCK BOOTS 2X4X96 PREMIUM WD STUD-HD LATCH STORAGE CONTAINER BATTERIES
	1156		12/04/23	2046 NRECA	6,673.96	2023 INSURANCE ADMIN FEE
	1157		12/04/23	3802 GENTRY GIS, LLC	3,300.00	MAPPING, MILSOFT, WINDMIL
	1158		12/04/23	3957 ELECTRICAL CONSULTANTS, INC.	8,492.50	CNVRTG SNG PHS TO 3 PHS RAPTOR SUB & TRANSMISSION LINE
	1159		12/04/23	4529 TECH PRODUCTS INC.	98.96	NUMBERS
	1160		12/04/23	4925 CREATIVE CLEANING SERVICES	2,823.00	CLEANING SERVICE - NOV. 2023
	1161		12/04/23	5012 TINKS SUPERIOR AUTO PARTS	216.35	BATTERY CRIMSON 2 GRS CARTR FT BLAC
	1162		12/06/23	1175 HUGHES OIL COMPANY	2,274.25	BULK GAS/DIESEL MESQUITE
	1163		12/06/23	1310 JENSEN PRECAST	728.00	4X4X6 12" EXTENSION
	1164		12/06/23	4505 ONLINE INFORMATION SERVICES	458.49	ONLINE UTLITY EXCHANGE
	1165		12/06/23	4595 SALT LAKE COMMUNITY COLLEGE	10,165.00	APPRENTICE TRAINING APPRENTICE TRAINING
	1166		12/06/23	4888 WESTERN UNITED ELECTRIC SUPP	20,634.35	CHAIR LUG 2 POS 350 3" PVC 45DEGREE ELBOW, CONN PED CROSS ARM 8' WOOD 3" SPLIT DUCT COUPLERS, X-ARM B REGULATOR BY PASS
	1167		12/06/23	5263 ON-HOLD CONCEPTS	125.00	VOICE & VOICE MAIL MESSAGES DIGITAL SIGNAGE PROGRAM SERVICE
	1168		12/13/23	453 BULLDOG PEST CONTROL INC.	130.00	PEST CONTROL SERVICE
	1169		12/13/23	975 ESCI	2,500.00	SAFETY & TRAINING SERVICES
	1170		12/13/23	1175 HUGHES OIL COMPANY	3,653.10	BULK GAS/DIESEL OVERTON
	1171		12/13/23	1895 JZR COMMUNICATION CO LLC	375.00	ADVERTISING
	1172		12/13/23	1940 MOAPA VALLEY WATER DISTRICT	572.90	HYDRANT METER - TORTOISE SUB MOAPA VALLEY WATER
	1173		12/13/23	2046 NRECA	45.00	REA# 29004 - HRA ACCOUNT - ADMIN

VOID	ACH SEQ	SEQ BRK	DATE	VENDOR NAME	AMOUNT	DESCRIPTION
	1174		12/13/23	3929 RELIABLE EQUIP & SERVICE CO,	4,863.30	MULTI RANGE VOLT DETECTORS MNL COMP TOOL FIXED BG, TOOLS
	1175		12/13/23	4340 FARWEST LINE SPECIALTIES LLC	1,538.99	ASSORTED TOOLS
	1176		12/13/23	4400 WECC	21,294.00	2024 WECC STATUTORY COSTS
	1177		12/13/23	4422 STATE OF NEVADA	824.99	PEBP INSURANCE
	1178		12/13/23	4608 SAVANIC TRANSPORT	35,000.00	LONG DRIVE SWITCHYARD GRADING
	1179		12/13/23	4714 MILLS & MILLS LAW GROUP	2,335.00	LEGAL FEES / BOARD MEETING
	1180		12/13/23	4971 FUTURA SYSTEMS INC.	4,156.80	MONTHLY CHGS, FLEX, FIELD PRO, G
	1181		12/13/23	4974 HI-TECH AGGREGATE LLC	650.13	SCREENED SAND / TRUCKING
	1182		12/13/23	4981 PIONEER UTILITY RESOURCES	290.00	WEB HOSTING / MAINTENANCE
	1183		12/13/23	5031 ACLARA TECHNOLOGIES LLC	1,024.00	ACLARA 2S CL200
	1184		12/13/23	5203 LADWP -DEPT OF WATER & POWER	19,114.00	MOAPA SOLAR - NOVEMBER 2023
	1185		12/13/23	5465 SKYMIRA LLC	286.00	UNLIMITED SATELITE PTT SERVICE
	1186		12/13/23	5524 BIGHORN CONSTRUCTION INC	37,170.00	TRENCHING, DIRECTIONAL BORE
	1187		12/19/23	2709 MERIDIAN COOPERATIVE, INC	41,688.04	SFTW SUPPORT, PSTG, BILLING, CON
	1188		12/19/23	3929 RELIABLE EQUIP & SERVICE CO,	334.42	ENDLESS SLINGS 14'
	1189		12/19/23	3957 ELECTRICAL CONSULTANTS, INC.	49,163.50	CNVRTG SNG PHS TO 3 PHS WIRING DIAGRAMS & RELAY SETTINGS SCHEMATICS, WIRING/RELAY SETTING
	1190		12/19/23	4888 WESTERN UNITED ELECTRIC SUPP	447.24	CEMENT PVC 1 GALLON DOTTIE 210 PIPE WRAP 10MIL
	1191		12/19/23	5011 MCWANE POLES, INC	47,810.12	DUCTILE POLES
	1192		12/19/23	5012 TINKS SUPERIOR AUTO PARTS	2,529.23	2.5 DEF FLUID 2YR WTY BATTERY / CORE STARTER NEW COUPLING, GOVERNOR DOTTED NIT PALM -XL RETURN CORE / CREDIT 6 12 - 1.5A CHARGER 6 12 - 3A CHARGER ALARM, AMBER LAMP MODEL 33 GROMMET 5W20 SYNTHETIC MOTOR, 5W30 OIL REINFORCED FILLER, SAND KIT

VOID	ACH SEQ	SEQ BRK	DATE	VENDOR NAME	AMOUNT	DESCRIPTION
	1193		12/19/23	5042 AMAZON CAPITAL SERVICES	6,401.43	BATTERY MAINT CHARGER HYD HOSE FITTINGS, 8MXTXREEL 8MXTXREEL, HYD HOSE ITTINGS
	1194		12/21/23	1895 JZR COMMUNICATION CO LLC	500.00	PENS, GEL-OCITY PENS, SINGLE SE IMPACT WRENCH, DRILL, RADIORAY L CAT 6 CABLE, CONNECTORS. BOLT RI RED CAUTION BURY TAPE, WELDING F SAFETY GLASSES WEATHERTECH FLOOR LINER DESK PLANNERS - 2024 AVERY GLUE, TALL PROFESSIONAL BI EXIT SIGN GREEN, HOTWORK SIGNS PAPER, POST-ITS, CANNED AIR MINUTE BOOKS, CABINET, PAPER, MA WELLINGTON WORK BOOT MISC. EXPENSES MISC. EXPENSES COMPUTER SPEAKERS ULTRA HD X77L SERIES LED SMART G HEAVY DUTY JUMPER CABLES 20" HANDY HOOK LIFTING TOOL 42" CREDIT MISSING ITEMS CREDIT - MISSING ITEMS
	1195		12/21/23	3929 RELIABLE EQUIP & SERVICE CO,	236.86	ADVERTISING
	1196		12/21/23	4501 INCONTACT, INC.	1,375.99	RELIABLE CABLE CUTTERS59A EMT BENDER 1"
	1197		12/21/23	4713 DELL BUSINESS CREDIT	4,158.37	MQ LONG DISTANCE - MAY-NOV OV LONG DISTANCE - MAY-NOV
	1198		12/21/23	5634 TYNDALE USA	389.80	DELL HUB MONITOR OPTIPLEX ALL IN ONE PLUS OPTIPLEX MICRO DELL MICRO ALL IN ONE OPTIPLEX MICRO PLUS
	1199		12/21/23	5664 CARDIO PARTNERS INC	5,451.67	FR CLOTHING
	1200		12/28/23	1175 HUGHES OIL COMPANY	3,696.40	AED W/CASE DIRCTN,ADLT,KID CART AED BATTERY
	1201		12/28/23	1895 JZR COMMUNICATION CO LLC	450.00	BULK GAS/DIESEL MESQUITE
	1202		12/28/23	5012 TINKS SUPERIOR AUTO PARTS	189.86	ADVERTISING
	1203		12/28/23	5091 LEGACY LOCK AND KEY	365.00	WINDOW SWITCH CRIMSON 2 GRS CARTR
						REPLACE DEADLATCH LOCK, KEY

VOID	ACH SEQ	SEQ BRK	DATE	VENDOR NAME	AMOUNT	DESCRIPTION
	1204		12/28/23	5297 J7 ENTERPRISES LLC	1,580.00	TRENCH & PANEL INSTALL
			TOTAL ACH	50	TOTAL AMOUNT	358,798.48
			GRAND TOTAL	155	GRAND TOTAL AMOUNT	5,781,667.90

DRAFT



BOARD OF TRUSTEE'S MEETING
January 17, 2024
ACTION ITEM - H

SUBJECT: Review and Possible Approval To Appoint 2024 Voting Delegates, Alternate Voting Delegates, and Appointees
PETITIONER: Staff
RECOMMENDATIONS: Approval

FISCAL IMPACT:
No financial impact.

BACKGROUND:

- Overton Power is a member of the National Rural Electric Cooperative Association (NRECA). As an NRECA member, the District is entitled to representation at NRECA business sessions to approve the proposed actions of the association. In order to vote at the Region 9 meeting and the Annual NRECA meeting, the OPD5 Board needs to identify a voting delegate and an alternate voting delegate. These positions may be filled by Trustees or Staff.

Currently, ~~Judy Metz~~ is the **NRECA** voting delegate and **Mike Young** is the alternate voting delegate.

- The District is a member of the National Rural Utilities Cooperative Finance Corporation (CFC). CFC will conduct an annual business meeting in conjunction with the National Rural Electric Cooperative Association (NRECA) regional meeting. By appointing a voting delegate and an alternate voting delegate the District has the opportunity to participate in the election.

Currently, **Mike Young** is the **CFC** voting delegate and ~~**Judy Metz**~~ is the alternate voting delegate.

- The District's insurance claims underwriter is Federated Rural Electric Insurance Exchange (Federated). Federated will hold its Board of Directors election in conjunction with the National Rural Electric Cooperative Association (NRECA) regional meeting. By appointing a voting delegate, the District has the opportunity to participate in the election. These positions may be filled by Trustees or Staff.

Currently, **Richard Jones** is the **Federated** voting delegate and **Jack Nelson** is the alternate voting delegate.

- The District is a member of the Nevada Rural Electric Association (NREA). NREA conducts an annual meeting and holds two to three additional meetings per year. The District has two voting delegates, a board appointee, and the General Manager, on the Board.

Currently, **Jack Nelson** is the **NREA** voting delegate and **Dale Rust** is the alternate voting delegate.

- The District is a member of the Silver State Energy Association (SSEA). SSEA conducts an annual meeting and holds one to three additional meetings per year to conduct business. The District appoints a Trustee to serve on the SSEA Board of Directors.

Currently, **Jack Nelson** serves as the appointee to the **SSEA** Board of Directors and **Chad Leavitt** is the alternate.

- The District is a member of Pioneer Utility Resources (PUR). PUR holds an annual meeting to conduct business. The District appoints a Trustee to serve as the voting delegate and as the alternate.

Currently, **Mike Young** serves as the **PUR** voting delegate and **Chad Leavitt** serves as the alternate voting delegate.

STAFF RECOMENDATION:

Approve _____, to serve as the 2024 OPD5 voting delegate for **NRECA** and _____, to serve as the alternate voting delegate.

Approve _____, to serve as the 2024 OPD5 voting delegate for **CFC** and _____, to serve as the alternate voting delegate.

Approve _____, to serve as the 2024 OPD5 voting delegate for **Federated** and _____, to serve as the alternate voting delegate.

Approve **Jack Nelson**, to serve as the 2024 OPD5 voting delegate for **NREA** and _____, to serve as the alternate voting delegate.

Approve **Jack Nelson**, to serve as the appointee to the **SSEA** Board of Directors and _____, to serve as the alternate.

Approve _____, to serve as the 2024 OPD5 voting delegate for **PUR** and _____, to serve as the alternate voting delegate.

MOTION:

To approve the 2024 Voting Delegates as determined during the discussion period.



BOARD OF TRUSTEE'S MEETING
January 17, 2024
ACTION ITEM - I

SUBJECT: Discussion on Rates
PETITIONER: Staff
RECOMMENDATIONS: For Discussion Only, No Action to be taken

FISCAL IMPACT:
No financial impact.

BACKGROUND:
OPD5 currently has a purchase power agreement (PPA) with Morgan Stanley Commodities. The PPA started in June 2016 and the term of the PPA ends January 1, 2025.

Morgan Stanley Commodities provides a firm load following power resource, firm transmission service, load forecasting, coordination with the Western Area Power Administration for hydropower resources, and schedules delivery of power resources from across the western power grid.

Staff will report on discussions with Morgan Stanley Commodities regarding an extension of the current PPA starting in April 2024 or renewing the contract when the current PPA term ends January 1, 2025.

Staff has also discussed options for a new PPA with Tenaska Power Services Company.

It is apparent from discussions with power suppliers and schedulers, that wholesale power prices have significantly increased since 2016 and will remain elevated over the next few years. Elevated prices are due to higher costs associated with the forward natural gas price curves.

Staff will provide a brief update on power supply discussions.

RECOMMENDATION:

This item is for discussion only. No action will be taken.

DRAFT



**BOARD OF TRUSTEE’S MEETING
JANUARY 17, 2024
ACTION ITEM – J**

SUBJECT: Review and Possible Approval of OPD Policy OPD-A-10.203 and the Creation of Sub-Committees to Award 2024 Scholarships
PETITIONER: Staff
RECOMMENDATIONS: Approval

FISCAL IMPACT:
\$16,000.00

BACKGROUND:
The Board has historically viewed scholarships and internships as a means to support and benefit the community. In previous years, the Board has chosen to give back to the community by awarding scholarships and internships rather than participating in other community fundraisers.

Last year the Board approved eight (8) \$1,000 scholarships for Virgin Valley High School and eight (8) \$1,000 scholarships for Moapa Valley High School graduates. Scholarships are administered by the Moapa Valley Education Foundation and Virgin Valley High School.

This practice is reviewed annually in accordance with OPD Scholarship Policy OPD-A-10.203 and if approved, the number of scholarships and the amount of each scholarship is determined by the Board. The Board typically selects scholarship committees for each high school.

A minor change was made to the policy. A statement was added, based on Board discussion in previous years, to allow scholarships to be awarded to high school seniors who wish to attend a trade school or similar type of institution.

RECOMMENDATION:

To award _____ \$1,000 scholarships to Virgin Valley High School students and _____ \$1,000 scholarships to Moapa Valley High School students. Each scholarship will be administered by Moapa Valley Education Foundation and Virgin Valley High School.

Also, to appoint Trustees _____ & _____ to determine 2024 VVHS recipients and to appoint Trustees _____ & _____ to determine 2024 MVHS recipients.

DRAFT



Regulation No. OPD-A-10.203

Date First Approved: December 14, 1994

Revision No.: 3

Date Last Revised: January 16, 2019

Date Last Reviewed: January 18, 2023

Approved By: _____
Mike Young, Board Secretary

*OVERTON POWER DISTRICT No.5
ADMINISTRATIVE REGULATION*

SCHOLARSHIPS

A. GENERAL

It is recognized that there is a need for persons with advanced education and training. Accordingly, the District may from time to time make available scholarship funds in support of such education and training. It shall be the Boards prerogative to determine the qualifications and the method for selecting scholarship recipients.

The Board of Trustees (Board) authorizes that a total of sixteen (16) scholarships shall be awarded in the amount of one thousand dollars (\$1,000.00) each. Eight (8) scholarships shall be awarded to Virgin Valley High School seniors and eight (8) scholarships shall be awarded to Moapa Valley High School seniors. All high school seniors with a GPA of 3.0 or higher and live within the District's service territory shall be eligible for a scholarship.

The Board may also award some or all of the scholarships to high school seniors who plan to attend a trade school, technical school, or vocational program.

Amounts and qualifications will be reviewed annually by the Board.



BOARD OF TRUSTEE'S MEETING
January 17, 2024
ACTION ITEM - K

SUBJECT: Review and Possible Approval to Fill the Substation Operations Foreman Position
PETITIONER: Staff
RECOMMENDATIONS: Approval

FISCAL IMPACT:

\$7,900 per year including benefits. Staff planned to make this request to the Board and funds were included in the 2024 payroll budget.

BACKGROUND:

OPD5's Substation Operations Department is made up of nine employees. Three employees work on the meter reading team and six employees are involved in substation construction, switching, operation and maintenance. Substation work varies and the team also installs and maintains radio and fiber communications, installs and maintains substation security, installs substation relays and equipment, performs testing and maintenance, installs and maintains various software programs, participates in outage restoration, coordinates with Morgan Stanley, NV Energy, and other utilities regarding loads, and many other tasks.

Due to the varied work and the number of people on the team, staff feels greater organization and coordination is needed to keep the work moving forward.

RECOMMENDATION:

To approve filling the Substation Operations Foreman Position as presented.