




<b>NATIONAL RURAL UTILITIES COOPERATIVE FINANCE CORPORATION FINANCIAL AND STATISTICAL REPORT</b>	<b>BORROWER NAME</b>	Overton Power District No. 5
	<b>BORROWER DESIGNATION</b>	NV004
	<b>ENDING DATE</b>	12/31/2023

**Submit electronic copy only. Enter names below, no signatures necessary. Round all numbers to the nearest dollar.**

CERTIFICATION	BALANCE CHECK RESULTS	AUTHORIZATION
<p>By submitting this Form 7 to CFC, we certify that the entries in this report have been reviewed and approved by the CEO or CFO and, are in accordance with the accounts and other records of the system and reflect the status of the system to the best of our knowledge and belief.</p> <hr/> <p><b>MeLisa Garcia</b> <span style="float: right;">4/11/2024</span> Name of CFO/Office Manager <span style="float: right;">Date</span></p> <hr/> <p><b>Mendis Cooper</b> <span style="float: right;">4/11/2024</span> Name of General Manager/CEO <span style="float: right;">Date</span></p> <hr/> <p><b>Jolene Kretschmann</b> <span style="float: right;">4/11/2024</span> Name of person submitting Form 7 <i>*New</i> <span style="float: right;">Date</span></p>	 <b>1</b> Needs Attention  <b>2</b> Please Review  <b>23</b> Matches	<p style="text-align: center;"><b>AUTHORIZATION</b></p> <p><b>NRECA uses rural electric system data for legislative, regulatory and other purposes. May we provide this report from your system to NRECA?</b></p> <p style="text-align: center;"> <input checked="" type="radio"/> YES <input type="radio"/> NO </p>

**PART A. STATEMENT OF OPERATIONS**

ITEM	YEAR-TO-DATE			THIS MONTH
	LAST YEAR	THIS YEAR	BUDGET	
	(a)	(b)	(c)	
1. Operating Revenue and Patronage Capital	45,737,329	45,853,767	45,920,283	3,555,641
2. Power Production Expense	0	0	0	0
3. Cost of Purchased Power	21,400,811	21,631,029	24,664,938	1,935,307
4. Transmission Expense	704,454	861,290	759,320	104,572
5. Regional Market Operations Expense	0	0	0	0
6. Distribution Expense - Operation	911,518	1,163,339	1,143,597	336,515
7. Distribution Expense - Maintenance	1,803,288	2,451,492	1,715,395	284,325
8. Consumer Accounts Expense	1,561,236	1,519,928	1,626,860	129,400
9. Customer Service and Informational Expense	6,835	8,461	67,784	0
10. Sales Expense	0	0	0	0
11. Administrative and General Expense	3,074,235	3,331,328	3,658,673	264,644
<b>12. Total Operation &amp; Maintenance Expense (2 thru 11)</b>	<b>29,462,377</b>	<b>30,966,867</b>	<b>33,636,567</b>	<b>3,054,763</b>
13. Depreciation & Amortization Expense	2,370,223	2,798,833	2,437,301	307,231
14. Tax Expense - Property & Gross Receipts	0	0	0	0
15. Tax Expense - Other	0	0	0	0
16. Interest on Long-Term Debt	1,925,044	1,862,548	2,105,849	151,162
17. Interest Charged to Construction (Credit)	0	0	0	0
18. Interest Expense - Other	0	0	0	0
19. Other Deductions	164,119	164,119	164,119	13,677
<b>20. Total Cost of Electric Service (12 thru 19)</b>	<b>33,921,763</b>	<b>35,792,367</b>	<b>38,343,836</b>	<b>3,526,833</b>
<b>21. Patronage Capital &amp; Operating Margins (1 minus 20)</b>	<b>11,815,566</b>	<b>10,061,400</b>	<b>7,576,447</b>	<b>28,808</b>
22. Non Operating Margins - Interest	469,594	1,275,395	300,000	142,015
23. Allowance for Funds Used During Construction	0	0	0	0
24. Income (Loss) from Equity Investments	0	0	0	0
25. Non Operating Margins - Other	(593,523)	4,849	(450,000)	(899)
26. Generation & Transmission Capital Credits	0	0	0	0
27. Other Capital Credits & Patronage Dividends	220,596	418,575	193,000	9,338
28. Extraordinary Items	0	0	0	0
<b>29. Patronage Capital or Margins (21 thru 28)</b>	<b>11,912,233</b>	<b>11,760,219</b>	<b>7,619,447</b>	<b>179,262</b>

**PART B. DATA ON TRANSMISSION AND DISTRIBUTION PLANT**

ITEM	YEAR-TO-DATE		ITEM	YEAR-TO-DATE	
	LAST YEAR	THIS YEAR		LAST YEAR	THIS YEAR
	(a)	(b)		(a)	(b)
1. New Services Connected	585	398	5. Miles Transmission	93	112
2. Services Retired	0	0	6. Miles Distribution Overhead	366	366
3. Total Services In Place	17,871	18,274	7. Miles Distribution Underground	454	468
4. Idle Services (Exclude Seasonal)	0	0	<b>8. Total Miles Energized (5+6+7)</b>	<b>913</b>	<b>945</b>



NATIONAL RURAL UTILITIES COOPERATIVE FINANCE CORPORATION FINANCIAL AND STATISTICAL REPORT				BORROWER NAME		Overton Power D
				BORROWER DESIGNATION		NV004
				ENDING DATE		12/31/2023
<b>PART E. CHANGES IN UTILITY PLANT</b>						
	PLANT ITEM	BALANCE BEGINNING OF YEAR (a)	ADDITIONS (b)	RETIREMENTS (c)	ADJUSTMENTS AND TRANSFER (d)	BALANCE END OF YEAR (e)
1	Distribution Plant Subtotal	91,468,158	9,115,903	1,268,125		99,315,936
2	General Plant Subtotal	7,284,344	936,540	167,871		8,053,013
3	Headquarters Plant	8,442,735	0	0	0	8,442,735
4	Intangibles	0	0	0		0
5	Transmission Plant Subtotal	37,508,141	335,933	108,974	0	37,735,100
6	Regional Transmission and Market Operation Plant	0	0	0		0
7	Production Plant - Steam	0	0	0		0
8	Production Plant - Nuclear	0	0	0	0	0
9	Production Plant - Hydro	0	0	0	0	0
10	Production Plant - Other	0	0	0	0	0
11	All Other Utility Plant	0	0	0	0	0
12	<b>SUBTOTAL: (1 thru 11)</b>	<b>144,703,378</b>	<b>10,388,376</b>	<b>1,544,970</b>	<b>0</b>	<b>153,546,784</b>
13	Construction Work in Progress	8,682,942	4,025,758			12,708,700
14	<b>TOTAL UTILITY PLANT (12+13)</b>	<b>153,386,320</b>	<b>14,414,134</b>	<b>1,544,970</b>	<b>0</b>	<b>166,255,484</b>
<b>CFC NO LONGER REQUIRES SECTIONS "F", "J", AND "M" DATA</b> Those sections refer to data on "Materials and Supplies" (F), "Energy Efficiency and Conservation Loan Program" (J), and "Annual Meeting and Board Data" (M).						
<b>PART H. SERVICE INTERRUPTIONS</b>						
	ITEM	Avg. Minutes per Consumer by Cause	Avg. Minutes per Consumer by Cause	Avg. Minutes per Consumer by Cause	Avg. Minutes per Consumer by Cause	TOTAL (e)
		Power Supplier (a)	Major Event (b)	Planned (c)	All Other (d)	
1.	Present Year	0.00	13.11	1.60	18.61	33.32
2.	Five-Year Average	0.00	255.24	5.06	17.13	277.43
<b>PART I. EMPLOYEE - HOUR AND PAYROLL STATISTICS</b>						
1.	Number of Full Time Employees		59	4. Payroll - Expensed		4,692,386
2.	Employee - Hours Worked - Regular Time		125,569	5. Payroll - Capitalized		824,165
3.	Employee - Hours Worked - Overtime		4,080	6. Payroll - Other		0
<b>PART J. PATRONAGE CAPITAL</b>				<b>PART K. DUE FROM CONSUMERS FOR ELECTRIC SERVICE</b>		
	ITEM	THIS YEAR (a)	CUMULATIVE (b)	1. Amount Due Over 60 Days:		
				3,700		
1.	General Retirement	0	0	2. Amount Written Off During Year:		
2.	Special Retirements	0	0	2,959		
3.	<b>Total Retirements (1+2)</b>	<b>0</b>	<b>0</b>			
4.	Cash Received from Retirement of Patronage Capital by Suppliers of Electric Power		0			
5.	Cash Received from Retirement of Patronage Capital by Lenders for Credit Extended to the Electric System		85,513			
6.	<b>Total Cash Received (4+5)</b>		<b>85,513</b>			

NATIONAL RURAL UTILITIES COOPERATIVE FINANCE CORPORATION FINANCIAL AND STATISTICAL REPORT							BORROWER NAME		Overton Power D	
							BORROWER DESIGNATION		NV004	
							ENDING DATE		12/31/2023	
PART L. KWH PURCHASED AND TOTAL COST										
	NAME OF SUPPLIER (a)	CFC USE ONLY SUPPLIER CODE (b)	RENEWABLE ENERGY PROGRAM NAME (c)	RENEWABLE FUEL TYPE (d)	KWH PURCHASED (e)	TOTAL COST (f)	AVERAGE COST PER KWH (cents) (g)	INCLUDED IN TOTAL COST		
								FUEL COST ADJUSTMENT (h)	WHEELING & OTHER CHARGES (or Credits) (i)	COMMENTS (j)
1	Morgan Stanley Commodities			0 None	316,951,501	15,917,466	5.02			<a href="#">Comments</a>
2	Colorado River Commission			0 None	117,422,051	4,426,076	3.77			<a href="#">Comments</a>
3	NV Energy			0 None	(1,819,705)	1,287,487	(70.75)	184,144	1,449,017	<a href="#">Comments</a>
4				0 None			0.00			<a href="#">Comments</a>
5				0 None			0.00			<a href="#">Comments</a>
6				0 None			0.00			<a href="#">Comments</a>
7				0 None			0.00			<a href="#">Comments</a>
8				0 None			0.00			<a href="#">Comments</a>
9				0 None			0.00			<a href="#">Comments</a>
10				0 None			0.00			<a href="#">Comments</a>
11				0 None			0.00			<a href="#">Comments</a>
12				0 None			0.00			<a href="#">Comments</a>
13				0 None			0.00			<a href="#">Comments</a>
14				0 None			0.00			<a href="#">Comments</a>
15				0 None			0.00			<a href="#">Comments</a>
16				0 None			0.00			<a href="#">Comments</a>
17				0 None			0.00			<a href="#">Comments</a>
18				0 None			0.00			<a href="#">Comments</a>
19				0 None			0.00			<a href="#">Comments</a>
20				0 None			0.00			<a href="#">Comments</a>
21	<b>TOTALS</b>				<b>432,553,847</b>	<b>21,631,029</b>	<b>5.00</b>	<b>184,144</b>	<b>1,449,017</b>	

<b>NATIONAL RURAL UTILITIES COOPERATIVE FINANCE CORPORATION FINANCIAL AND STATISTICAL REPORT</b>	<b>BORROWER NAME</b>	Overton Power D
	<b>BORROWER DESIGNATION</b>	NV004
	<b>ENDING DATE</b>	12/31/2023

**PART L. KWH PURCHASED AND TOTAL COST (Continued)**

COMMENTS	
1	
2	
3	
4	
5	
6	
7	
8	
9	
10	
11	
12	
13	
14	
15	
16	
17	
18	
19	
20	

--	--

<b>NATIONAL RURAL UTILITIES COOPERATIVE FINANCE CORPORATION FINANCIAL AND STATISTICAL REPORT</b>	<b>BORROWER NAME</b>	Overton Power D
	<b>BORROWER DESIGNATION</b>	NV004
	<b>ENDING DATE</b>	12/31/2023

**PART M. LONG-TERM LEASES (If additional space is needed, use separate sheet)**

*LIST BELOW ALL "RESTRICTED PROPERTY" \*\* HELD UNDER "LONG TERM" LEASE. (If none, State "NONE")*

	NAME OF LESSOR	TYPE OF PROPERTY	RENTAL THIS YEAR
1.			
2.			
3.			<b>TOTAL</b>
			<b>\$0</b>

\*\* "RESTRICTED PROPERTY" means all properties other than automobiles, trucks, tractors, other vehicles (including without limitation aircraft and ships), office and warehouse space and office equipment (including without limitation computers). "LONG TERM" means leases having unexpired terms in excess of 3 years and covering property having an initial cost in excess of \$250,000).

**PART O. LONG-TERM DEBT SERVICE REQUIREMENTS**

	NAME OF LENDER	BALANCE END OF YEAR	BILLED THIS YEAR			CFC USE ONLY (d)
			INTEREST (a)	PRINCIPAL (b)	TOTAL (c)	
1	National Rural Utilities Cooperative Finance Corporation	50,579,449	1,862,548	3,820,956	5,683,504	
2	NCSC	0	0	0	0	
3	Farmer Mac	0	0	0	0	
4	CoBank, ACB	0	0	0	0	
5	RUS - Economic Development Loans	0	0	0	0	
6	Bonds / Private Placement	0	0	0	0	
7		0	0	0	0	
8		0	0	0	0	
9		0	0	0	0	
10	Principal Payments Received from Ultimate Recipients of IRP Loans			0		
11	Principal Payments Received from Ultimate Recipients of REDL Loans			0		
12	<b>TOTAL (Sum of 1 thru 9)</b>	<b>\$50,579,449</b>	<b>\$1,862,548</b>	<b>\$3,820,956</b>	<b>\$5,683,504</b>	

<b>COOPERATIVE FINANCE CORPORATION</b> <b>FINANCIAL AND STATISTICAL REPORT</b>	<b>BORROWER NAME</b>	Overton Power D
	<b>BORROWER DESIGNATION</b>	NV004
	<b>ENDING DATE</b>	12/31/2023

**PART R. POWER REQUIREMENTS DATABASE**

CLASSIFICATION	CONSUMER, SALES, AND REVENUE DATA	JANUARY CONSUMERS	DECEMBER CONSUMERS	AVERAGE CONSUMERS	TOTAL KWH SALES AND REVENUE
		(a)	(b)	(c)	(d)
1. Residential Sales (excluding seasonal)	a. No. Consumers Served	15,049	15,409	15,229	
	b. KWH Sold				212,902,695
	c. Revenue				22,759,174
2. Residential Sales - Seasonal	a. No. Consumers Served			0	
	b. KWH Sold				0
	c. Revenue				0
3. Irrigation Sales	a. No. Consumers Served	34	35	35	
	b. KWH Sold				688,763
	c. Revenue				78,546
4. Comm. and Ind. 1000 KVA or Less	a. No. Consumers Served	2,325	2,304	2,315	
	b. KWH Sold				82,105,564
	c. Revenue				8,182,083
5. Comm. and Ind. Over 1000 KVA	a. No. Consumers Served	16	15	16	
	b. KWH Sold				72,340,126
	c. Revenue				8,347,551
6. Public Street & Highway Lighting	a. No. Consumers Served	252	256	254	
	b. KWH Sold				2,248,248
	c. Revenue				252,094
7. Other Sales to Public Authority	a. No. Consumers Served	255	255	255	
	b. KWH Sold				32,875,996
	c. Revenue				2,971,845
8. Sales for Resales-RUS Borrowers	a. No. Consumers Served			0	
	b. KWH Sold				0
	c. Revenue				0
9. Sales for Resales-Other	a. No. Consumers Served	1		1	
	b. KWH Sold				201,190
	c. Revenue				40,259
<b>10. TOTAL No. of Consumers (lines 1a thru 9a)</b>		<b>17,932</b>	<b>18,274</b>	<b>18,105</b>	
<b>11. TOTAL KWH Sold (lines 1b thru 9b)</b>					<b>403,362,582</b>
<b>12. TOTAL Revenue Received From Sales of Electric Energy (line 1c thru 9c)</b>					<b>42,631,552</b>
13. Transmission Revenue					
14. Other Electric Revenue					3,222,214
15. KWH - Own Use					778,830
16. TOTAL KWH Purchased					432,553,847
17. TOTAL KWH Generated					
18. Cost of Purchases and Generation					21,631,029
19. Interchange - KWH - Net					
20. Peak - Sum All KW Input (Metered)					116,024
		<input type="radio"/> None <input checked="" type="radio"/> Non-coincident <input type="radio"/> Coincident			

<b>NATIONAL RURAL UTILITIES COOPERATIVE FINANCE CORPORATION FINANCIAL AND STATISTICAL REPORT</b>	<b>BORROWER NAME</b>	Overton Power D
	<b>BORROWER DESIGNATION</b>	NV004
	<b>ENDING DATE</b>	12/31/2023

**PART S. ENERGY EFFICIENCY PROGRAMS**

Line #	Classification	Added This Year			Total To Date		
		Number of Consumers (a)	Amount Invested (b)	ESTIMATED MMBTU Savings (c)	Number of Consumers (d)	Amount Invested (e)	ESTIMATED MMBTU Savings (f)
1.	Residential Sales (excluding seasonal)	419			15,409		
2.	Residential Sales - Seasonal						
3.	Irrigation Sales	2			35		
4.	Comm. and Ind. 1000 KVA or Less	(22)			2,304		
5.	Comm. and Ind. Over 1000 KVA	(1)			15		
6.	Public Street and Highway Lighting	5			256		
7.	Other Sales to Public Authorities				255		
8.	Sales for Resales - RUS Borrowers						
9.	Sales for Resales - Other						
10.	<b>TOTAL</b>	<b>403</b>	<b>0</b>	<b>0</b>	<b>18,274</b>	<b>0</b>	<b>0</b>

NATIONAL RURAL UTILITIES COOPERATIVE FINANCE CORPORATION FINANCIAL AND STATISTICAL REPORT		BORROWER NAME Overton Power D		
		BORROWER DESIGNATION NV004		
		ENDING DATE 12/31/2023		
(All investments refer to your most recent CFC Loan Agreement)				
<b>7a - PART 1 - INVESTMENTS</b>				
DESCRIPTION (a)		INCLUDED (\$) (b)	EXCLUDED (\$) (c)	INCOME OR LOSS (d)
<b>2. INVESTMENTS IN ASSOCIATED ORGANIZATIONS</b>				
5	CFC		2,930,187	
6	Federated	269,242		
7	Meridian	150,395		
8	Western United, CRC, Cobank	187,098		
<b>Subtotal (Line 5 thru 8)</b>		<b>606,735</b>	<b>2,930,187</b>	<b>0</b>
<b>3. INVESTMENTS IN ECONOMIC DEVELOPMENT PROJECTS</b>				
9				
10				
11				
12				
<b>Subtotal (Line 9 thru 12)</b>		<b>0</b>	<b>0</b>	<b>0</b>
<b>4. OTHER INVESTMENTS</b>				
13				
14				
15				
16				
<b>Subtotal (Line 13 thru 16)</b>		<b>0</b>	<b>0</b>	<b>0</b>
<b>5. SPECIAL FUNDS</b>				
17				
18				
19				
20				
<b>Subtotal (Line 17 thru 20)</b>		<b>0</b>	<b>0</b>	<b>0</b>
<b>6. CASH - GENERAL</b>				
21	Bank of Nevada - Payroll	202,852		
22	Bank of Nevada - A.P.	1,153,780		
23	America First Credit Union	8,521		
24	Working Funds - Petty Cash	1,505		
<b>Subtotal (Line 21 thru 24)</b>		<b>1,366,658</b>	<b>0</b>	<b>0</b>
<b>7. SPECIAL DEPOSITS</b>				
25				
26				
27				
28				
<b>Subtotal (Line 25 thru 28)</b>		<b>0</b>	<b>0</b>	<b>0</b>
<b>8. TEMPORARY INVESTMENTS</b>				
29	CFC Member Capital Securities	500,000		
30	Bank of Nevada - Investment, America First Credit Union - Savings	138,558		
31	US Bank - Moreton Assets Mgmt	34,185,093		
32	The Goldman Sachs Group	4,543,323		
<b>Subtotal (Line 29 thru 32)</b>		<b>39,366,975</b>	<b>0</b>	<b>0</b>
<b>9. ACCOUNT &amp; NOTES RECEIVABLE - NET</b>				
33	Accounts Receivable - Other	399,686		
34				
35				
36				
<b>Subtotal (Line 33 thru 36)</b>		<b>399,686</b>	<b>0</b>	<b>0</b>
<b>10. COMMITMENTS TO INVEST WITHIN 12 MONTHS BUT NOT ACTUALLY PURCHASED</b>				
37				
38				
39				
40				
<b>Subtotal (Line 37 thru 40)</b>		<b>0</b>	<b>0</b>	<b>0</b>
<b>Total</b>		<b>41,740,053</b>	<b>2,930,187</b>	<b>0</b>

<b>NATIONAL RURAL UTILITIES</b>			<b>BORROWER NAME</b>		Overton Power D
<b>COOPERATIVE FINANCE CORPORATION</b>			<b>BORROWER DESIGNATION</b>		NV004
<b>FINANCIAL AND STATISTICAL REPORT</b>			<b>ENDING DATE</b>	12/31/2023	
(All investments refer to your most recent CFC Loan Agreement)					
<b>7a - PART II. LOAN GUARANTEES</b>					
Line No.	Organization & Guarantee Beneficiary (a)	Maturity Date of Guarantee Obligation (b)	Original Amount (\$) (c)	Performance Guarantee Exposure or Loan Balance (\$) (d)	Available Loans (Covered by Guarantees) (e)
1			0	0	0
2			0	0	0
3			0	0	0
4			0	0	0
5			0	0	0
<b>TOTALS (Line 1 thru 5)</b>			<b>0</b>	<b>0</b>	<b>0</b>
<b>7a - PART III. LOANS</b>					
Line No.	Name of Organization (a)	Maturity Date (b)	Original Amount (\$) (c)	Loan Balance (\$) (d)	Available Loans (e)
1			0	0	0
2			0	0	0
3			0	0	0
4			0	0	0
5			0	0	0
<b>TOTALS (Line 1 thru 5)</b>			<b>0</b>	<b>0</b>	<b>0</b>
<b>7a - PART IV. TOTAL INVESTMENTS AND LOANS GUARANTEES</b>					
1	TOTAL (Part I, Total - Column b + Part II, Totals - Column d + Column e + Part III, Totals - Column d + Column e)				<b>41,740,053</b>
2	LARGER OF (a) OR (b)				<b>57,765,501</b>
	a. 15 percent of Total Utility Plant (CFC Form 7, Part C, Line 3)			<b>24,938,323</b>	
	b. 50 percent of Total Equity (CFC Form 7, Part C, Line 35)			<b>57,765,501</b>	