

OVERTON POWER DISTRICT NO 5
STATEMENT OF OPERATIONS
FROM 01/26 THROUGH 02/26

LINE NO		----- YEAR TO DATE -----			
		LAST YEAR A	THIS YEAR B	BUDGET C	THIS MONTH D
1.0	OPERATING REVENUE & PATRONAGE CAPITAL....	9,092,054.15	9,537,328.29	9,674,335.00	4,734,855.68
2.0	POWER PRODUCTION EXPENSE.....	.00	.00	.00	.00
3.0	COST OF PURCHASED POWER.....	6,239,058.16-	5,877,562.63-	5,704,173.00-	2,528,413.51-
4.0	TRANSMISSION EXPENSE.....	135,709.63-	225,239.03-	157,336.00-	132,573.16-
5.0	REGIONAL MARKET OPERATIONS EXPENSE.....	.00	.00	.00	.00
6.0	DISTRIBUTION EXPENSE-OPERATION.....	268,636.19-	320,233.72-	281,503.20-	114,213.75-
7.0	DISTRIBUTION EXPENSE-MAINTENANCE.....	478,195.50-	444,655.26-	586,779.71-	201,210.08-
8.0	CONSUMER ACCOUNTS EXPENSE.....	296,593.86-	298,091.43-	309,777.75-	142,572.35-
9.0	CUSTOMER SERVICE & INFORMATIONAL EXPENSE.	1,887.15-	2,820.00-	6,842.25-	.00
10.0	SALES EXPENSE.....	.00	.00	.00	.00
11.0	ADMINISTRATIVE & GENERAL EXPENSE.....	809,532.66-	775,091.42-	898,900.00-	297,833.44-
12.0	TOTAL OPERATIONS & MAINTENANCE EXPENSE...	8,229,613.15-	7,943,693.49-	7,945,311.91-	3,416,816.29-
13.0	DEPRECIATION & AMORTIZATION EXPENSE.....	509,960.34-	543,802.52-	539,912.00-	272,441.74-
14.0	TAX EXPENSE - PROPERTY & GROSS RECEIPTS..	.00	.00	.00	.00
15.0	TAX EXPENSE - OTHER.....	.00	.00	.00	.00
16.0	INTEREST ON LONG TERM DEBT.....	284,837.18-	270,550.88-	423,223.30-	135,275.44-
17.0	INTEREST CHARGED TO CONSTRUCTION - CREDIT	.00	.00	.00	.00
18.0	INTEREST EXPENSE - OTHER.....	.00	.00	.00	.00
19.0	OTHER DEDUCTIONS.....	27,353.14-	27,353.14-	27,353.20-	13,676.57-
20.0	TOTAL COST OF ELECTRIC SERVICE.....	9,051,763.81-	8,785,400.03-	8,935,800.41-	3,838,210.04-
21.0	PATRONAGE CAPITAL & OPERATING MARGINS....	40,290.34	751,928.26	738,534.59	896,645.64
22.0	NON OPERATING MARGINS - INTEREST.....	176,448.98	51,673.66	33,333.30	25,101.00
23.0	ALLOW. FOR FUNDS USED DURING CONSTRUCTION	.00	.00	.00	.00
24.0	INCOME (LOSS) FROM EQUITY INVESTMENTS....	.00	.00	.00	.00
25.0	NON OPERATING MARGINS - OTHER.....	.00	.00	50,000.00-	.00
26.0	GENERATION & TRANSMISSION CAPITAL CREDITS	.00	.00	.00	.00
27.0	OTHER CAPITAL CREDITS & PATRONAGE DIVID..	1,996.12	.00	775.00	.00
28.0	EXTRAORDINARY ITEMS.....	.00	.00	.00	.00
29.0	PATRONAGE CAPITAL OR MARGINS.....	218,735.44	803,601.92	722,642.89	921,746.64

OVERTON POWER DISTRICT NO 5
BALANCE SHEET
AS OF 02/28/26

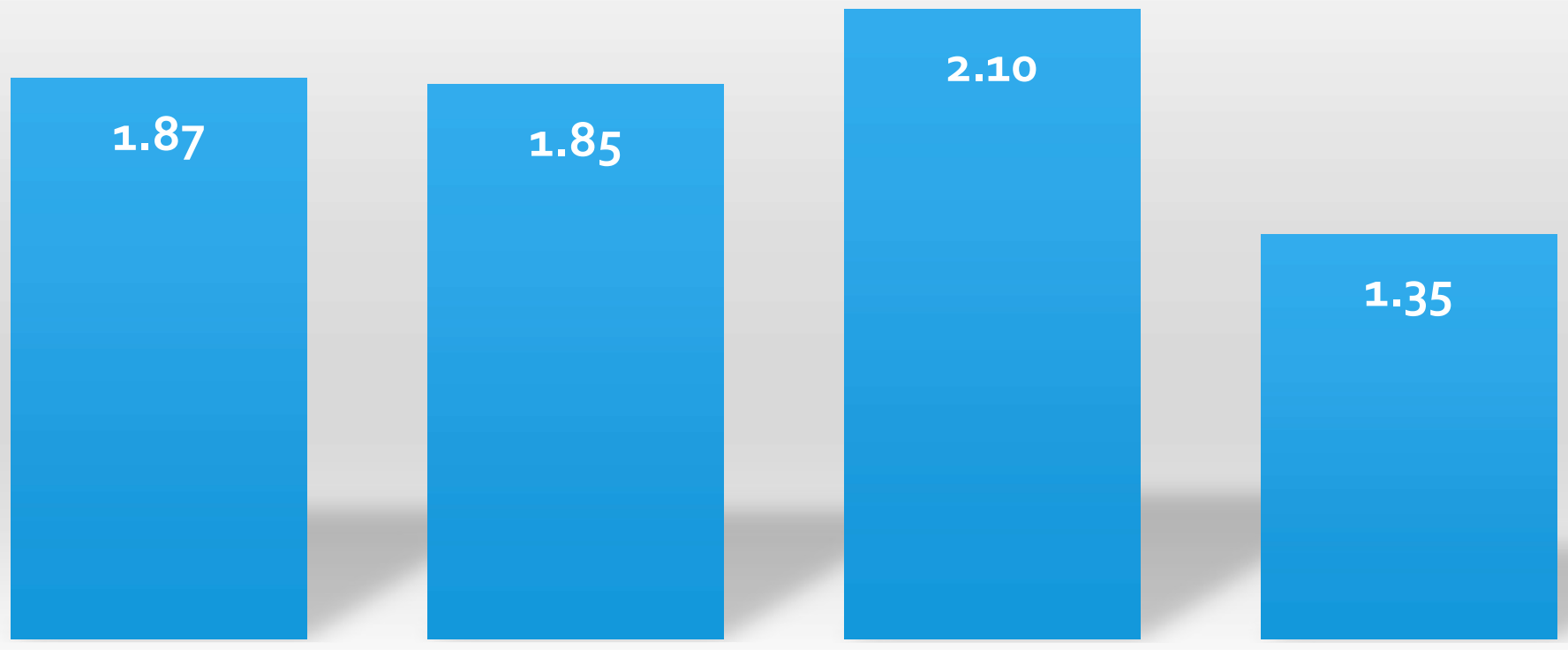
LINE NO	ASSETS AND OTHER DEBITS	LIABILITIES AND OTHER CREDITS
1.0	TOTAL UTILITY PLANT IN SERVICE 174,143,371.29	30.0 MEMBERSHIPS .00
2.0	CONSTRUCTION WORK IN PROGRESS 47,056,990.06	31.0 PATRONAGE CAPITAL .00
3.0	TOTAL UTILITY PLANT 221,200,361.35	32.0 OPERATING MARGINS - PRIOR YEARS 107,170,468.17-
4.0	ACCUM PROV FOR DEP & AMORT 53,844,763.04-	33.0 OPERATING MARGINS-CURRENT YEAR 4,821,238.92-
5.0	NET UTILITY PLANT 167,355,598.31	34.0 NON-OPERATING MARGINS 719,588.66-
6.0	NON-UTILITY PROPERTY (NET) .00	35.0 OTHER MARGINS & EQUITIES 20,380,187.80-
7.0	INVEST IN SUBSIDIARY COMPANIES .00	36.0 TOTAL MARGINS & EQUITIES 133,091,483.55-
8.0	INV IN ASSOC ORG - PAT CAPITAL 3,955,865.77	37.0 LONG TERM DEBT - RUS (NET) .00
9.0	INV IN ASSOC ORG OTHR GEN FND .00	(PAYMENTS-UNAPPLIED .00)
10.0	INV IN ASSOC ORG - NON GEN FND .00	38.0 LNG-TERM DEBT-FFB-RUS GUAR .00
11.0	INV IN ECON DEVEL PROJECTS .00	39.0 LONG-TERM DEBT OTHER-RUS GUAR .00
12.0	OTHER INVESTMENTS .00	40.0 LONG TERM DEBT - OTHER (NET) 47,509,915.62-
13.0	SPECIAL FUNDS .00	41.0 LNG-TERM DEBT-RUS-ECON DEV NET .00
14.0	TOT OTHER PROP & INVESTMENTS 3,955,865.77	42.0 PAYMENTS - UNAPPLIED .00
15.0	CASH - GENERAL FUNDS 3,656,441.11	43.0 TOTAL LONG TERM DEBT 47,509,915.62-
16.0	CASH - CONSTRUCTION FUND TRUST .00	44.0 OBLIGATION UNDER CAPITAL LEASE .00
17.0	SPECIAL DEPOSITS .00	45.0 ACCUM OPERATING PROVISIONS .00
18.0	TEMPORARY INVESTMENTS 7,049,797.40	46.0 TOTAL OTHER NONCURR LIABILITY .00
19.0	NOTES RECEIVABLE (NET) .00	47.0 NOTES PAYABLE .00
20.0	ACCTS RECV - SALES ENERGY (NET) 4,371,786.41	48.0 ACCOUNTS PAYABLE 6,322,702.53-
21.0	ACCTS RECV - OTHER (NET) 709,166.05	49.0 CONSUMER DEPOSITS 367,200.00-
22.0	RENEWABLE ENERGY CREDITS .00	50.0 CURR MATURITIES LONG-TERM DEBT .00
23.0	MATERIAL & SUPPLIES-ELEC & OTH 5,225,253.00	51.0 CURR MATURIT LT DEBT ECON DEV .00
24.0	PREPAYMENTS 273,196.54	52.0 CURR MATURITIES CAPITAL LEASES .00
25.0	OTHER CURRENT & ACCR ASSETS .00	53.0 OTHER CURRENT & ACCRUED LIAB 1,772,180.24-
26.0	TOTAL CURRENT & ACCR ASSETS 21,285,640.51	54.0 TOTAL CURRENT & ACCRUED LIAB 8,462,082.77-
27.0	REGULATORY ASSETS .00	55.0 REGULATORY LIABILITIES .00
28.0	OTHER DEFERRED DEBITS 1,951,410.34	56.0 OTHER DEFERRED CREDITS 5,485,032.99-
29.0	TOTAL ASSETS & OTHER DEBITS 194,548,514.93	57.0 TOTAL LIABILITIES & OTH CREDIT 194,548,514.93-

=====

=====

DRAFT

MDSC



Current

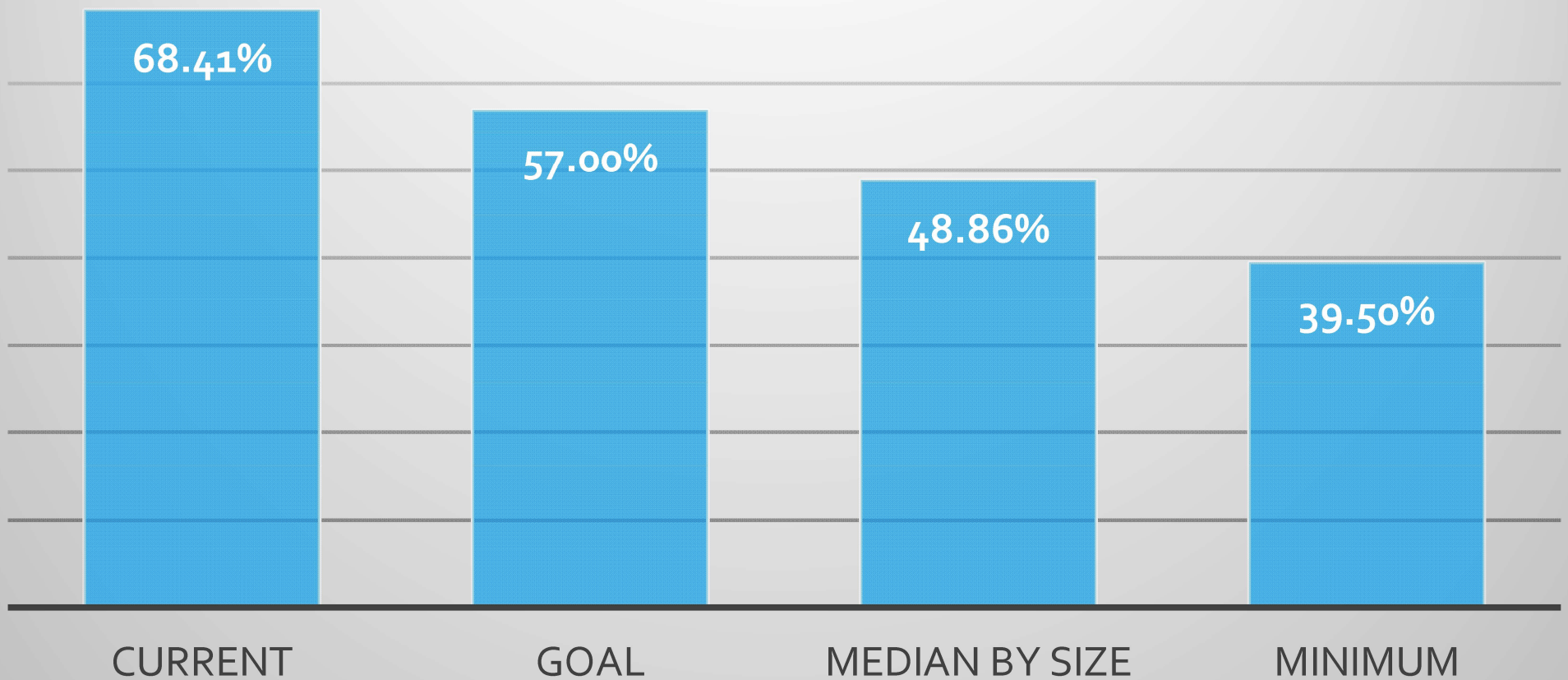
Goal

Median By Size

Minimum

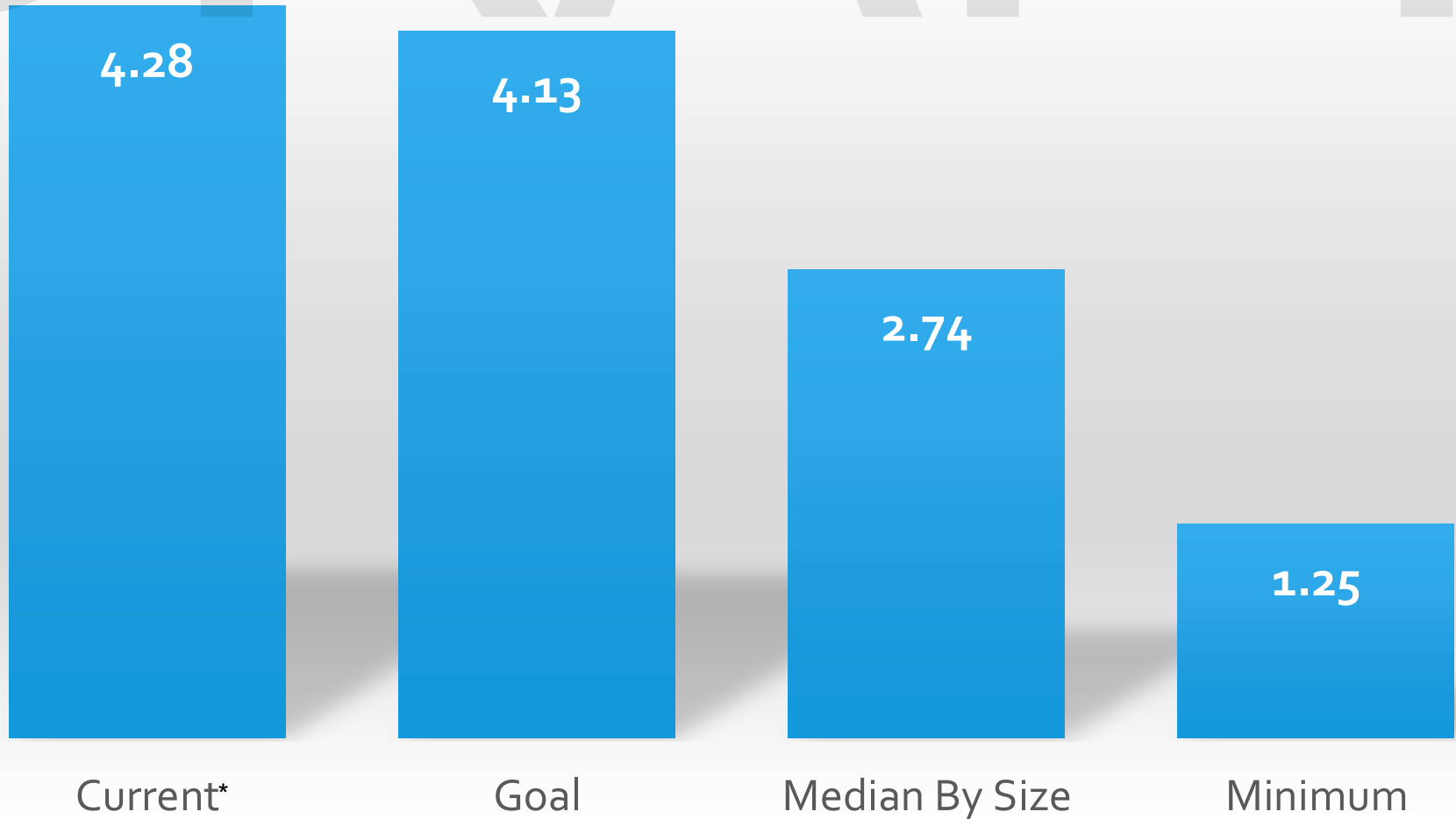
DRAFT

Equity as a % of Assets



DRAFT

TIER



*January 2026 is 4.13



February-26

Beginning Balance	\$	6,799,407	
Western Alliance 1.4%	\$	3,631,504	
America First Credit Union 1.00%	\$	23,792	\$
Western Alliance Investment 3.44%	\$	142,930	\$
CFC Member Capital Sec 5%	\$	500,000	\$
Month Ending Balance	\$	4,298,225	
Net Increase/Decrease Prior Month	\$	(2,501,182)	

YTD Dividend Received

6
1,451
-



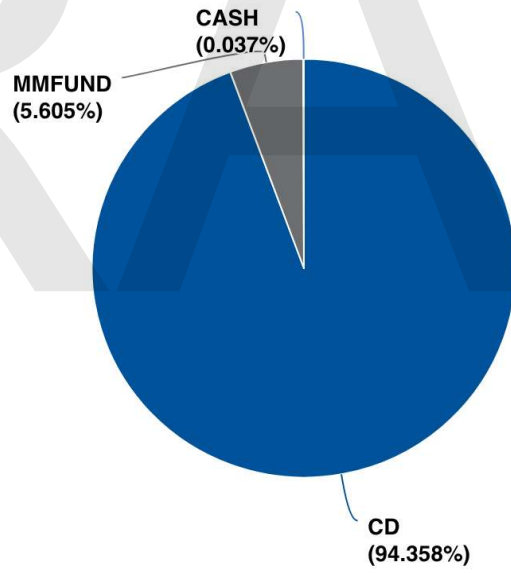
Report:
Account:
Date:

GAAP Financials
Moreton-Overton Power Dist #5 (279263)
10/06/2021 -02/28/2026

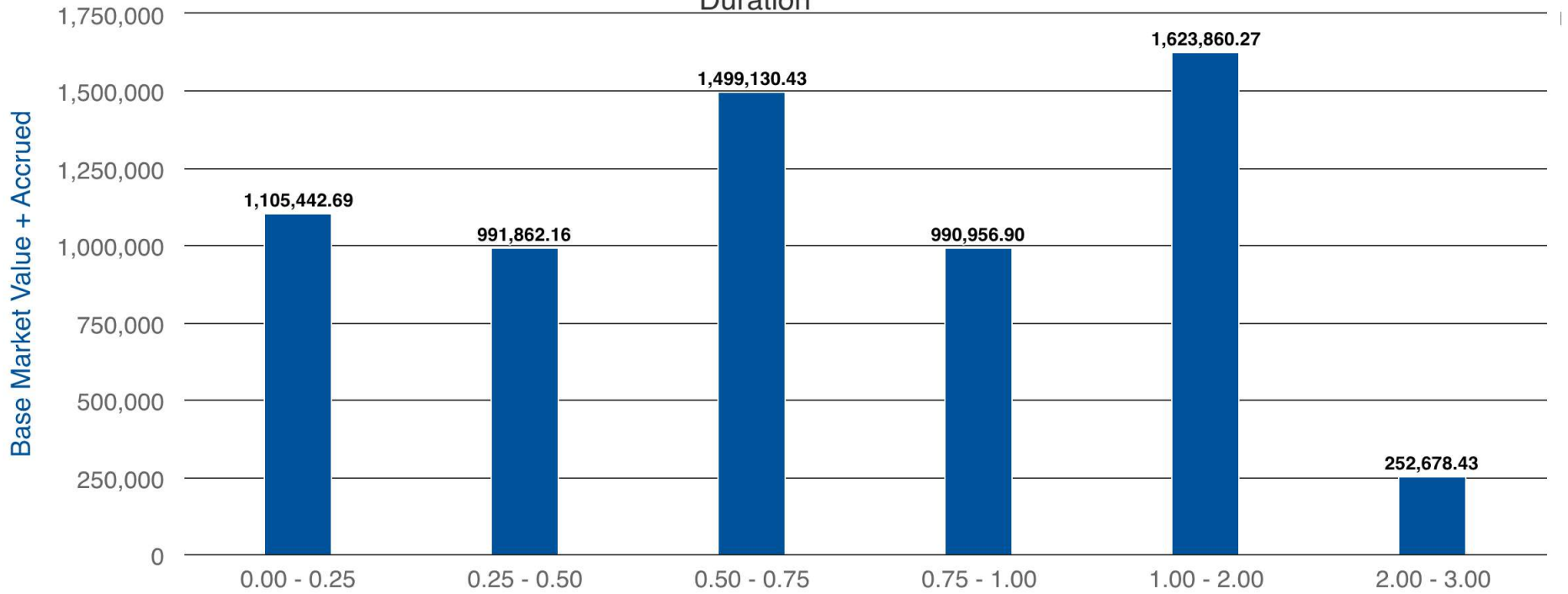
		Moreton-Overton Power Dist #5	
		2/28/2026	
Balance Sheet			YTD Dividend Received
Book Value less Due		6,364,707.99	
Due and Accrued		37,476.22	
Book Value + Accrued - 4.992%		\$ 6,402,184.21	\$ 49,772
Net Unrealized Carrying Value Gain		61,746.68	
Carrying Value and Accrued		6,463,930.89	
Goldman Sachs Group - 3.59%		\$ 4,323.95	\$ 14

DRAFT

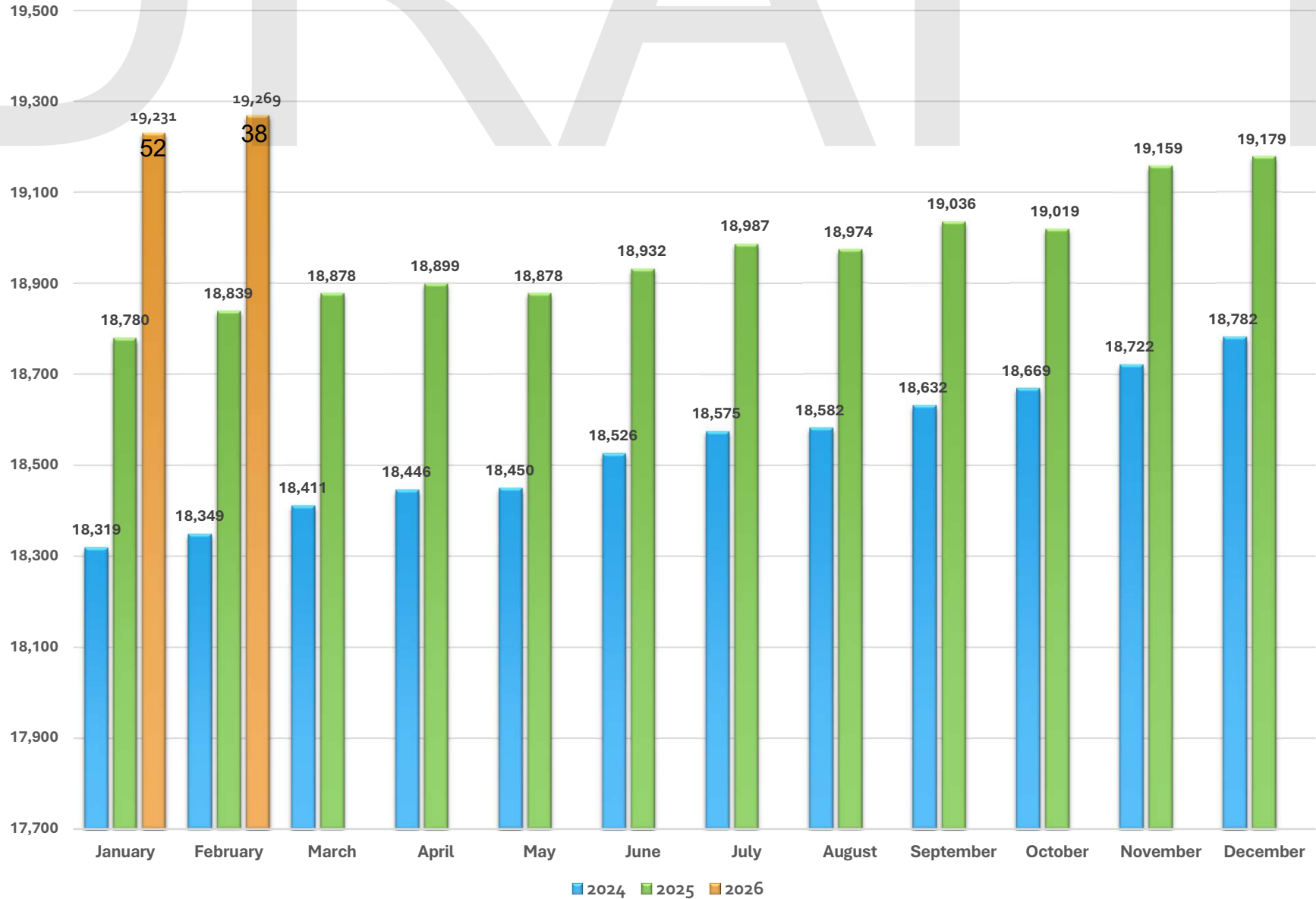
Security Type



Duration

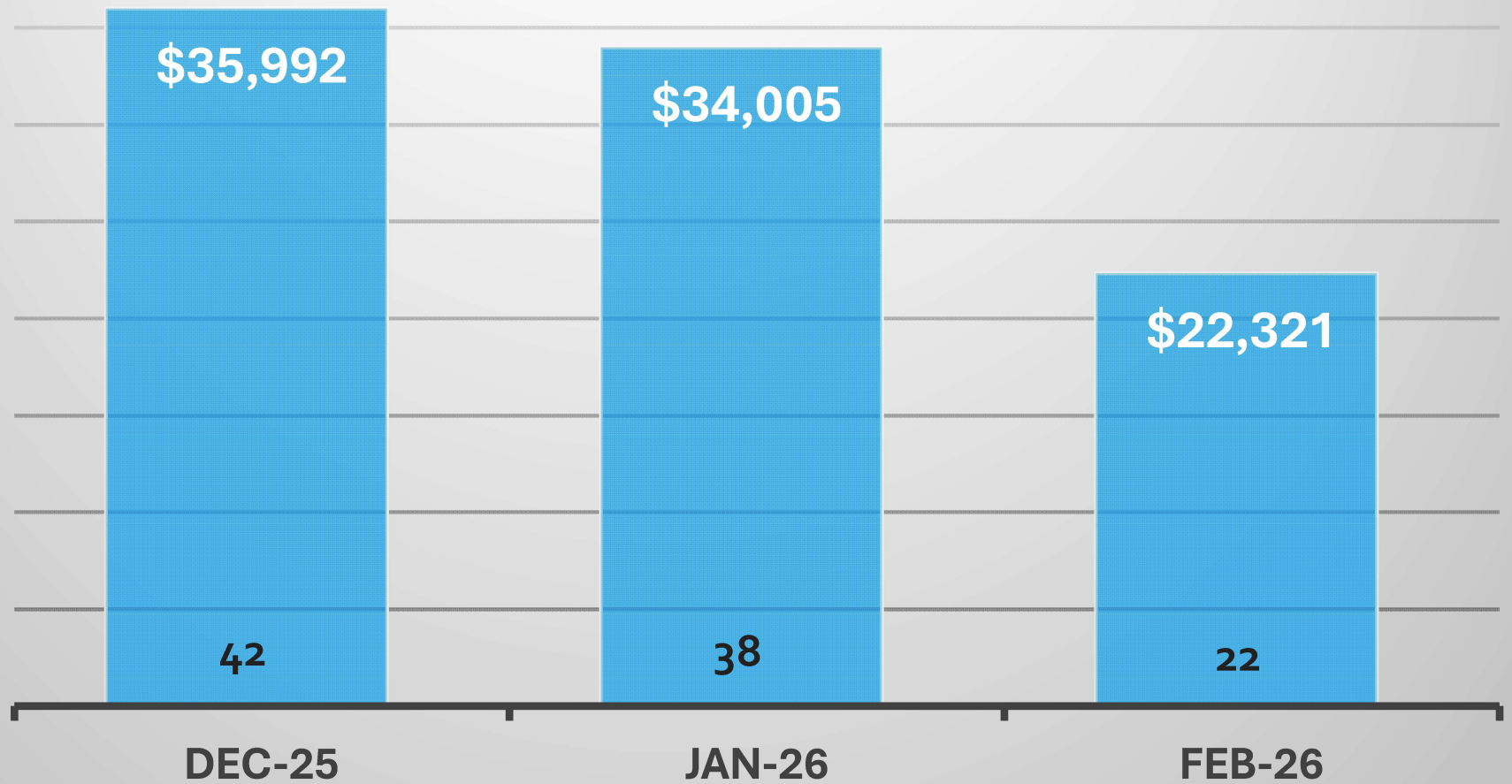


OPD5 TOTAL CUSTOMERS 19,269



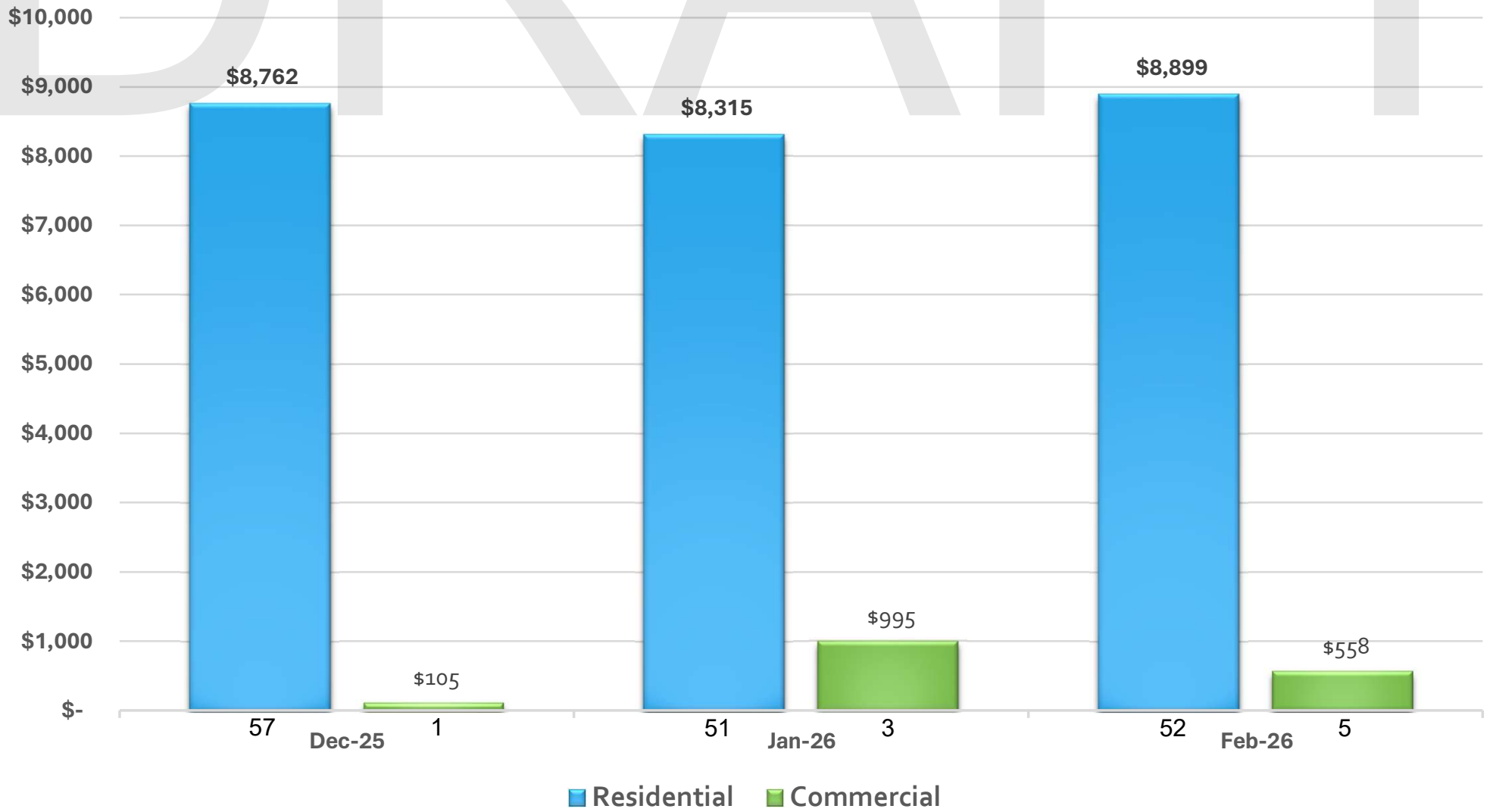
DRAFT

Connection Fees




DRAFT

CURRENT BILLING ARRANGEMENTS

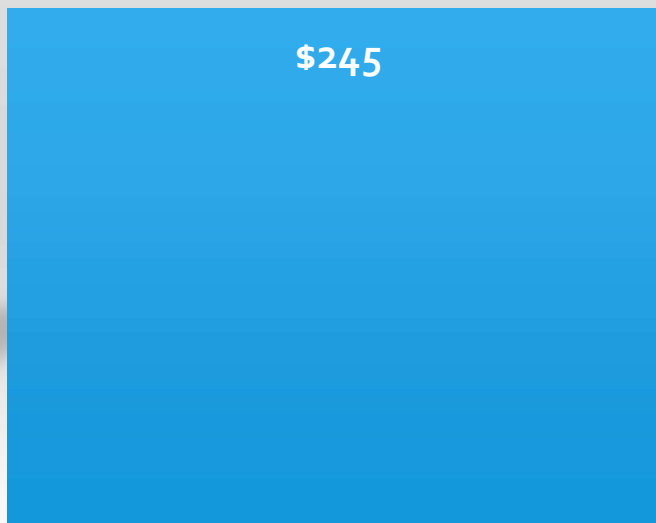


DRAFT

ROUND UP PROGRAM



Virgin Valley



Moapa Valley

**OVERTON POWER DISTRICT NO. 5
C.F.C. LOAN STATUS**

LINE OF CREDIT BALANCE OWED	N/A	\$	-
QUARTERLY PAYMENT DUE	March 31, 2026	\$	1,447,419.21

LONG-TERM LOANS

		Principal	Interest Rate	Interest Rate	Effective Interest Rate	Maturity Date
9000001	\$	780,505.41	2.28%		1.82%	Sep-28
9000002		780,505.41	2.28%		1.82%	Sep-28
9000003		1,098,615.26	2.28%		1.82%	Sep-28
9000004		1,129,946.58	4.90%		4.44%	Sep-28
9000006		979,791.48	2.41%		1.95%	Sep-28
9000007		991,433.52	5.18%		4.80%	Sep-28
9000008		1,047,553.68	5.05%		4.59%	Sep-28
9000009		1,054,460.82	4.10%		3.64%	Sep-28
9002001		11,466,797.40	4.60%		4.14%	Dec-38
9002002		37,651.72	4.60%		4.14%	Dec-38
9003001		15,365,213.65	3.98%		3.52%	Dec-46
9003002		7,777,440.69	3.91%		3.45%	Dec-41
9003003		2,000,000.00	5.19%	12/01/27	4.81%	Sep-55
9003004		3,000,000.00	5.15%	01/01/28	4.77%	Sep-55
	\$	47,509,915.62				

Avg Interest Rate After Discounts 3.70%

CFC FINANCIAL AND STATISTICAL REPORT		BORROWER DESIGNATION				
		NV 004	OPD5			
		YEAR ENDING		12/31/2026		
PART R. POWER REQUIREMENTS DATA BASE						
CLASSIFICATION	CONSUMER SALES & REVENUE DATA	January (b)	February (c)	March (d)	Totals	Cents per kWh
1. Residential Sales (excluding seasonal)	a. No. Consumers Served	15,983	16,030	0	7,992	0.1356
	b. KWH Sold	17,015,411	16,686,769	0	33,702,180	
	c. Revenue	2,306,878	2,262,607	0	4,569,485	
2. Residential Sales - Seasonal	a. No. Consumers Served				0	
	b. KWH Sold				0	
	c. Revenue				0	
3. Irrigation Sales	a. No. Consumers Served	33	34	0	17	0.1419
	b. KWH Sold	55,388	37,808	0	93,196	
	c. Revenue	7,220	6,008	0	13,227	
4. Comm. and Ind. 1000 KVA or Less 500 kW or Less	a. No. Consumers Served	2,640	2,658	0	1,320	0.1288
	b. KWH Sold	5,844,800	6,080,601	0	11,925,401	
	c. Revenue	757,906	778,200	0	1,536,107	
5. Comm. and Ind. Over 1000 KVA 500 kW or More	a. No. Consumers Served	19	19	0	10	0.1146
	b. KWH Sold	8,353,985	8,555,439	0	16,909,424	
	c. Revenue	962,445	975,536	0	1,937,981	
6. Public Street & Highway Lighting	a. No. Consumers Served	271	271	0	136	0.1644
	b. KWH Sold	129,859	126,343	0	256,202	
	c. Revenue	21,244	20,873	0	42,117	
7. Other Sales to Public Authority	a. No. Consumers Served	257	257	0	129	0.1169
	b. KWH Sold	2,280,770	2,334,706	0	4,615,476	
	c. Revenue	265,350	274,266	0	539,616	
8. Sales for Resales-REA Borrowers	a. No. Consumers Served				0	
	b. KWH Sold				0	
	c. Revenue				0	
9. Sales for Resales-Other	a. No. Consumers Served				0	
	b. KWH Sold				0	
	c. Revenue				0	

CFC	BORROWER DESIGNATION		
FINANCIAL AND STATISTICAL REPORT	NV 004	OPD5	
	YEAR ENDING		12/31/2026

PART R. POWER REQUIREMENTS DATA BASE

CLASSIFICATION	CONSUMER SALES & REVENUE DATA	January (b)	February (c)	March (d)	Totals	Cents per kWh
10. TOTAL No. of Consumers (lines 1a thru 9a)		19,203	19,269	0	9,602	
11. TOTAL KWH Sold (lines 1b thru 9b)		34,409,381	33,821,666	0	68,231,047	
12. TOTAL Revenue Received From Sales of Electric Energy (line 1c thru 9c)		4,321,043	4,317,489	0	8,638,533	0.1266
13. Other Electric Revenue		461,787	417,366	0	879,153	
14. KWH - Own Use		51,781	50,605	0	102,386	
15. TOTAL KWH Purchased		39,368,015	32,156,213	0	71,524,227	
16. TOTAL KWH Generated					0	
17. Cost of Purchases and Generation		3,355,716	2,528,414	0	5,884,129	
18. Interchange - KWH - Net					0	
19. Peak - Sum All KW Input (Metered)					0	
Non-coincident <input checked="" type="checkbox"/> Coincident <input type="checkbox"/>		94,472	91,773	0	94,472	

Monthly Cost	0.0852	0.0786	#DIV/0!
Monthly Revenue	0.1256	0.1277	#DIV/0!
2025 Avg Cost	0.0852	0.0819	#DIV/0!

VOID	CHECK	SEQ BRK	DATE	VENDOR	NAME	AMOUNT	DESCRIPTION
	4646		2/05/26	5763	TENASKA POWER SERVICES CO.	2,383,217.58	TPS DECEMBER 2025 POWER
	4649	*	2/04/26	4953	HSA BANK	560.00	EMPLOYEE HSA CONTRIBUTIONS
	4650		2/03/26	2045	NRECA	264.14	HRA EMPLOYEE REIMBURSEMENT
	4651		2/06/26	2046	NRECA	60.00	REA# 29004 - HRA ACCOUNT - ADMIN
	4652		2/10/26	4687	WESTERN ALLIANCE BANK	222,000.00	TRANSFER PR#2604
	4653		2/13/26	4953	HSA BANK	7,909.14	EMPLOYEE HSA CONTRIBUTIONS
	4654		2/09/26	2045	NRECA	213.48	HRA EMPLOYEE REIMBURSEMENT
	4655		2/12/26	549	CITY OF MESQUITE	286.45	HYDRO POWER - FEB ESTIMATE
	4656		2/20/26	4687	WESTERN ALLIANCE BANK	34,412.08	VISA CHARGES
	4657		2/24/26	4687	WESTERN ALLIANCE BANK	239,600.00	TRANSFER PR#2605 & 2651
	4658		2/27/26	4953	HSA BANK	7,859.14	EMPLOYEE HSA CONTRIBUTIONS
	4659		2/26/26	4953	HSA BANK	50.00	HSA DEBIT
	4660		2/17/26	2045	NRECA	817.30	HRA EMPLOYEE REIMBURSEMENT
	4661		2/28/26	4953	HSA BANK	1,787.50	HSA FUNDING
	60648	*	2/02/26	1084	HANSEN, KEVEN	240.00	PER DIEM - WECC MEETINGS
	60649		2/02/26	1586	LIN'S SUPERMARKETS INC.	396.62	WATER - OVERTON OFFICE BOARD MEETING SAFETY MEETING EXPENSE
	60650		2/02/26	1740	GARCIA, MELISA	240.00	PER DIEM - WECC MEETINGS
	60651		2/02/26	1790	MESQUITE CHAMBER OF COMMERCE	1,000.00	2026 MEMBERSHIP RENEWAL
	60652		2/02/26	1805	MESQUITE LUMBER & SUPPLY	904.07	REACH LIFT FORK LIFT RENTAL SPRAY PAINT, NIT LG BLK GLOVES ROD STORAGE CONTAINER, 2032 BATT SPRAY PAINT OIL CHAIN & BAR GAL ACE HEAVY DUTY PACKING TAPE BRKR EATON 20 60A 1-1/2" TOWELS, 3V & DL2032 BATTERIES INSUL CLAMPS RUBBER CLAMP COAX 1/4" 20PC BLK GRAY SPRAY PAINT CONN SET SCREW EMT 2" CONN SET SCREW EMT 2"

VOID	CHECK	SEQ BRK	DATE	VENDOR	NAME	AMOUNT	DESCRIPTION
	60653		2/02/26	2045	NRECA	126,821.23	2026 INSURANCE PREMIUM
	60654		2/02/26	2173	NORTHERN POWER EQUIPMENT	1,675.00	BI METAL PLATES
	60655		2/02/26	2234	OVERTON ACE HARDWARE	59.97	KICKDOWN DOOR HOLD 4" ADHESIVE DOTS 150 PC FOLD STEP STOOL
	60656		2/02/26	2490	RELIANCE CONNECTS	1,585.80	MESQUITE PHONES
	60657		2/02/26	3304	VIRGIN VALLEY WATER DISTRICT	1,499.91	HYD MTR- OPD SI TORTOISE TO GILA HYD MTR- OPD SI SANDHILL UG MESQUITE WATER
	60658		2/02/26	4255	DOI / BLM	2,615.97	NVN-095764 / NVNV106276857 ROW
	60659		2/02/26	4314	OZAKI, RANDALL	240.00	PER DIEM - WECC MEETINGS
	60660		2/02/26	4942	XTREME STITCH & PRINT	169.50	FR EMBROIDERY, 90TH ANNIV SHIRT
	60661		2/02/26	5082	ROBISON SHANE	240.00	PER DIEM - WECC MEETINGS
	60662		2/02/26	5125	CMC TIRE INC.	696.24	TIRES
	60663		2/02/26	5440	CACHE VALLEY ELECTRIC	1,058,824.87	OPD SI 69 KV BAY / TORT SUB TORTOISE RING BUS - 200001
	60664		2/02/26	5511	BROWN, STEVEN	240.00	PER DIEM - WECC MEETINGS
	60665		2/02/26	5585	AGUILAR PABLO	1,350.00	MAINTENANCE OF VEHICLES MAINTENANCE OF VEHICLES
	60666		2/02/26	5599	MCCANDLESS TRUCK CENTER LLC	581.15	GOVERNOR AIR COMPESSOR, GASKET FAN ENGINE COOLING
	60667		2/02/26	5704	DENNINGHOFF JONATHAN	320.00	PER DIEM - CFO CONFERENCE
	60668		2/02/26	5706	GORDON, DILLON	2,100.22	REFUND ADVANCE DEPOSIT BALANCE
	60669		2/02/26	5769	EMPIRE SOUTHWEST LLC	368.60	CREDIT - CORE RETURN HOSE BK XT3-12, COUPLINGS
	60670		2/02/26	5805	BUCKEYE MATS	3,240.00	LAY OVER GAS LINES FOR EQUIP
	60671		2/02/26	5810	MAY, ELDON	240.00	PER DIEM - WECC MEETINGS
	60672		2/02/26	5819	CLEVELAND, GREG	1,710.00	REFUND ADVANCE DEPOSIT BALANCE
	60673		2/09/26	735	DAT MANAGEMENT INC	175.00	DOT CONSORTIUM RENEWAL 2026
	60674		2/09/26	1586	LIN'S SUPERMARKETS INC.	15.55	CREDIT - INVOICE 423321 SAFETY DEMO TRAILER SUPPLIES

VOID	CHECK	SEQ BRK	DATE	VENDOR	NAME	AMOUNT	DESCRIPTION
	60675		2/09/26	1805	MESQUITE LUMBER & SUPPLY	233.47	MC12-2 CABLE, BOX COVER, CONNECT STRUT CHANNEL, CONDUIT, LOCKNUTS
	60676		2/09/26	1920	MOAPA VALLEY TELEPHONE	2,921.74	MOAPA PHONES
	60677		2/09/26	2063	NEVADA STATE FIRE MARSHAL	520.00	HAZMAT PERMIT RENEWAL
	60678		2/09/26	2173	NORTHERN POWER EQUIPMENT	20,000.00	K655BLR 1100 T-BODY
	60679		2/09/26	3285	VIRGIN VALLEY DISPOSAL	713.81	DISPOSAL SERVICE
	60680		2/09/26	4636	TK ELEVATOR CORPORATION	2,871.52	ELEVATOR MAINT. 2-1-26 /1-31-27
	60681		2/09/26	4644	DUST PERMIT EXPRESS	6,766.00	DUST PERMIT- JOB 200564
VOID	60682		2/09/26	4701	MESQUITE / ST. GEORGE FORD	5.86	
	60683		2/09/26	5035	MILSOFT UTILITY SOLUTIONS	9,371.25	MILSOFT SUPPORT ANNUAL LICENSE
	60684		2/09/26	5132	GEOTECHNICAL & ENVIRONMENTAL	4,162.50	CONCRETE TESTING CONCRTE TEST INSPCTION
	60685		2/09/26	5599	MCCANDLESS TRUCK CENTER LLC	78.69	HOSE RADIATOR INLET, EXHAUST CLA
	60686		2/09/26	5615	JUAN CARLOS SANCHEZ LOPEZ	1,050.00	GENERAL MAINT. OF PLANT
	60687		2/09/26	5643	MOTION & FLOW CONTROL PRODUCT	704.24	CREDIT MEMO - RETURNS 487TC-06-37-16-16-16-69
	60688		2/09/26	5776	DESERT FIRE PROTECTION LP	1,120.00	ELEVATOR INSPECTION
	60689		2/09/26	5790	GUILLEN HEATING COOLING	1,235.00	OVERTON SUB AC REPAIRS
	60690		2/09/26	5818	NEVADA ROOTS	845.00	WEED CONTROL
	60691		2/10/26	5822	BENHAM, DOBORAH	50.00	PARADE OF LIGHTS AWARDS DINNER
	60692		2/17/26	80	ALMETEK	2,815.51	VARIOUS POLY HOT STAMPED
	60693		2/17/26	1790	MESQUITE CHAMBER OF COMMERCE	20.00	CHAMBER BREAKFAST - 1 PERSON
	60694		2/17/26	2491	RIO VIRGIN TELEPHONE CO.	1,562.42	PHONE SERVICE PHONE SERVICE
	60695		2/17/26	3598	FEDERAL LICENSING INC	119.00	FCC RULES & REGULATIONS BOOK
	60696		2/17/26	3722	BOYCE, INC.	400.00	PORTABLE TOLIET RNTL -JOB 210701 PORTABLE TOLIET RNTL -JOB 200564
	60697		2/17/26	4379	HARDY, CODY	400.00	PER DIEM - NWPPA TRAINING
	60698		2/17/26	4510	VALLEJO, OMAR	400.00	PER DIEM - NWPPA TRAINING

VOID	CHECK	SEQ BRK	DATE	VENDOR	NAME	AMOUNT	DESCRIPTION
	60699		2/17/26	4708	ROYAL SANITARY SERVICES	720.00	RENTAL-1/1/26-1/28/26 -250133 RENTAL-1/1/26-1/28/26 -200564 RENTAL-1/1/26-1/28/26 -210817 RENTAL-1/1/26-1/28/26 -220397
	60700		2/17/26	4878	ROMAN PEREZ HANDYMAN LL	550.00	HIDDEN HILLS SUBDIV
	60701		2/17/26	5057	AMSTERDAM PRINTING & LITHO	675.00	MESH BAGS SEWING KITS
	60702		2/17/26	5135	STATE OF NEVADA	250.00	RENTS
	60703		2/17/26	5440	CACHE VALLEY ELECTRIC	73,892.33	LABR,EQIP,FONDTNS,BOND. BUSS EXP
	60704		2/17/26	5575	PRATT PHILLIP	11,429.00	FIBER SPLICING
	60705		2/17/26	5645	SKYBITZ TANK MONITORING CORP	60.00	TANK MONITORING
	60706		2/19/26	5716	SILVER STATE HYDRAULIC	1,943.69	HYD CYLDR BORE KIT/PARTS HYD CYLDR BORE KIT/PARTS
	60707		2/24/26	1740	GARCIA, MELISA	344.00	PER DIEM -NRECA MEETINGS
	60708		2/24/26	1790	MESQUITE CHAMBER OF COMMERCE	80.00	CHAMBER LUNCHEON - 2 PEOPLE
	60709		2/24/26	2173	NORTHERN POWER EQUIPMENT	5,688.00	#AL2-1299-D JOHNSON CONNECTOR
	60710		2/24/26	2475	RAWSON REFRIGERATION	2,800.00	REPLACE ICE MACHINE - OV WH
	60711		2/24/26	3968	RUESCH MACHINE	13,495.00	SET TRANSFORMER SET TRANSFORMER, LOAD, HAUL
	60712		2/24/26	4259	SHERWIN-WILLIAMS COMPANY	1,233.60	ANTI-GRAFFITI CLEAR
	60713		2/24/26	4701	MESQUITE / ST. GEORGE FORD	181.25	LINK ASSY FRONT AXLE HUB
	60714		2/24/26	4825	THE FRONT PORCH FLOWERS	125.00	MISC. GENERAL EXPENSE
	60715		2/24/26	5461	ROBISON SCOTT	204.00	PER DIEM - TRANSFORMER TESTING
	60716		2/24/26	5599	MCCANDLESS TRUCK CENTER LLC	617.61	STARTER MOTOR
	60717		2/24/26	5657	NEVADA BOLT & HOSE	1,005.00	1/2-13 HEX NUT BRASS, WASHERS
	60718		2/24/26	5682	NAPA AUTO PARTS - LA041	225.86	ROT T6 SYN 5W40 1 GAL ANTIFREEZE - 6 GALLONS
	60719		2/24/26	5774	BIO LOGICAL LLC	99,866.28	LABOR/EXPENSES PH2
	60720		2/24/26	5805	BUCKEYE MATS	3,240.00	LAY OVER GAS LINES FOR EQUIP
			TOTAL CHECKS	87	TOTAL AMOUNT	4,383,572.28	

VOID	ACH SEQ	SEQ BRK	DATE	VENDOR	NAME	AMOUNT	DESCRIPTION
	2895		2/02/26	2046	NRECA	8,190.03	2026 INSURANCE ADMIN FEE
	2896		2/02/26	2285	ALTEC INDUSTRIES, INC.	231.47	CABLE RETAINER 2ND STAGE, CAP SC
	2897		2/02/26	3717	COMPUNET, INC.	48,566.50	SUBSTATIONS NETWORK SEPARATION
	2898		2/02/26	3802	GENTRY GIS, LLC	4,500.00	MAPPING, MILSOFT, SWITCH CHECK
	2899		2/02/26	4888	WESTERN UNITED ELECTRIC SUPP	200.55	CONN PED 6POS URD
	2900		2/02/26	4925	CREATIVE CLEANING SERVICES	3,363.00	CLEANING SERVICE
	2901		2/02/26	4964	ANIXTER INC	105.50	MACHINE GALVANIZED BOLTS
	2902		2/02/26	5012	TINKS SUPERIOR AUTO PARTS	782.26	CREDIT - WARRANTY ITEM TO4 30W 5GAL HYDFLUD 5W20 SYNTHETIC MOTOR HYD HOSE FITTINGS, 6MXT REEL AIR FILTERS SHOP GLOVES
	2903		2/02/26	5422	IRBY	4,955.00	10/4 XHHW -2 TC 2 HOLE 600 CHAIR LUGS OPTI GUARD SPLICE TRAY 1/0 HIGH VOLTAGE TERMS
	2904		2/02/26	5664	CARDIO PARTNERS INC	425.00	AED PADS
	2905		2/02/26	5760	FOR2FI INC	200.00	SUB OPS CELL GATEWAY FOR MODEMS
	2906		2/09/26	453	BULLDOG PEST CONTROL INC.	130.00	PEST CONTROL SERVICE
	2907		2/09/26	975	ESCI	2,575.00	SAFETY & TRAINING SERVICES
	2908		2/09/26	1175	HUGHES OIL COMPANY	5,145.20	BULK GAS/DIESEL OVERTON BULK GAS/DIESEL MESQUITE
	2909		2/09/26	1443	L&M WELDING LC	930.00	SWITCH PAD MAN HOLE LIDS
	2910		2/09/26	1940	MOAPA VALLEY WATER DISTRICT	797.72	HYDRANT METER - JOB 200564 HYDRANT METER - TORTOISE SUB MOAPA VALLEY WATER
	2911		2/09/26	2105	NEVADA POWER	56,195.64	NVE DEC T9 EIM 2025
	2912		2/09/26	2285	ALTEC INDUSTRIES, INC.	673.06	SHEAVE FOR BOOM TIP, ARM PANTOGR
	2913		2/09/26	2351	PITNEY BOWES GLOBAL FINANCIA	219.39	QUARTERLY LEASE PAYMENT
	2914		2/09/26	3633	DLT SOLUTIONS LLC	17,000.06	ARCH ENG ANNL SUBSCRIPTION
	2915		2/09/26	3717	COMPUNET, INC.	275.00	PROFESSIONAL SERVICES

VOID	ACH SEQ	SEQ BRK	DATE	VENDOR	NAME	AMOUNT	DESCRIPTION
	2916		2/09/26	3890	WHITNEY'S WATER SYSTEM, INC.	937.31	BACKFLOW TESTING - 6 TESTS BACKFLOW TESTING - MQ
	2917		2/09/26	4083	VIRGINIA TRANSFORMER CORP	465,900.00	20 MVA TRANSFORMER, SPARE PARTS
	2918		2/09/26	4505	ONLINE INFORMATION SERVICES	625.15	ONLINE UTILITY EXCHANGE
	2919		2/09/26	4888	WESTERN UNITED ELECTRIC SUPP	207.22	FUSE POSITROL STD 5AMP
	2920		2/09/26	4964	ANIXTER INC	1,260.00	CUWI 12 THHN ASSORTED COLORS
	2921		2/09/26	4971	FUTURA SYSTEMS INC.	4,213.85	MONTHLY CHGS, FLEX, FIELD PRO, G
	2922		2/09/26	4981	PIONEER UTILITY RESOURCES	290.00	WEB HOSTING / MAINTENANCE
	2923		2/09/26	5012	TINKS SUPERIOR AUTO PARTS	131.06	BATTERY
	2924		2/09/26	5031	ACLARA TECHNOLOGIES LLC	6,500.00	ACALRA TRAINING
	2925		2/09/26	5042	AMAZON CAPITAL SERVICES	10,195.95	BACK UP BATTERIES, SOUND BAR FIRST AID KITS HEARTSTART AED DEFIBRILLATOR PKG RETURN - FR CLOTHING MILWAUKEE FASTBACK HAWK BILL FOL EMPLOYEE CLOTHING OFFICE DESK, CHAIR, KLEIN TOOLS MINUTE BOOK LEDGER SHEETS, TAPE HP BOND PAPER, PAPER, PENS, TAPE BLACK INKING RIBBON, NOTEBOOK TA FR CLOTHING MEMO PADS, CYAN INK, POST-ITS 2 PACK D RING SHACKLE CUT OFF WHEEL DISCS, SAW BLADES 5" HD CASTERS DT22 1/2 -13 DRILL AND TAP FR CLOTHING HARMONIC BALANCER MICROPHONES FOR IPAD AND IPHONE FR CLOTHING MINUTE BOOK, PLASTIC COMB BINDIN MILWAUKEE M18 1/2 HIGH TORQUE WR
	2926		2/09/26	5044	ESRI INC.	14,190.00	MAPPING RENEWAL SOFTWARE
	2927		2/09/26	5053	EDUCATION & OUTREACH COMPANY	1,960.00	ELECTRICAL SAFETY
	2928		2/09/26	5203	LADWP -DEPT OF WATER & POWER	14,086.60	MOAPA SOLAR
	2929		2/09/26	5263	ON-HOLD CONCEPTS	125.00	DIGITAL SIGNAGE PROGRAM SERVICE VOICE & VOICE MAIL MESSAGES
	2930		2/09/26	5422	IRBY	22,568.00	CONTROL CABLE 4/C, TRCA TCXH8/2

VOID	ACH SEQ	SEQ BRK	DATE	VENDOR	NAME	AMOUNT	DESCRIPTION
	2931		2/09/26	5465	SKYMIRA LLC	286.00	8/2 XHHW -2 TC SEC TRFFC RTD VAULT /W ELEC MRK UNLIMITED SATELITE PTT SERVICE
	2932		2/09/26	5476	WILLIAMS YARDSCAPES LLC	1,100.00	GENERAL MAINT. OF PLANT
	2933		2/09/26	5530	HUNT ELECTRIC, INC	475,846.45	LABOR,EQIPMENT,FOUNDATION
	2934		2/09/26	5725	ADOBE INC	56.96	ADOBE DC ALL MLP LIC.
	2935		2/09/26	5760	FOR2FI INC	243.00	SUB OPS CELL GATEWAY FOR MODEMS
	2936		2/09/26	5793	ESCAPE SOLAR LLC	98,826.12	ESCAPE SOLAR - JANUARY 2026
	2937		2/17/26	635	COLORADO RIVER COMMISSION	295,650.67	CRC DEC 25 ADJ CRC FEB POWER /CRC PDAF APR 26
	2938		2/17/26	1175	HUGHES OIL COMPANY	2,020.10	BULK GAS/DIESEL OVERTON
	2939		2/17/26	1443	L&M WELDING LC	300.00	LABOR - WELDING JOB 250415
	2940		2/17/26	2105	NEVADA POWER	104,798.27	NVE DEC 2025 TRANSMISSION
	2941		2/17/26	2395	PUBLIC EMPLOYEES RETIREMENT	251,764.46	#507 - OPD5 - FEBRUARY 18 2026
	2942		2/17/26	2709	MERIDIAN COOPERATIVE, INC	53,025.33	SFTW SUPPORT, PSTG, BILLING, ANN
	2943		2/17/26	3757	MONSEN ENGINEERING LLC	3,653.70	SURVEY CENTERPOINT RTX, TRIPOD
	2944		2/17/26	3890	WHITNEY'S WATER SYSTEM, INC.	249.12	BACKFLOW TESTING - MQ BACKFLOW TESTING - MQ
	2945		2/17/26	4083	VIRGINIA TRANSFORMER CORP	640,200.00	20 MVA TRANSFORMER, CHANGE ORDER
	2946		2/17/26	4291	RESERVE ACCOUNT	300.00	RESERVE ACCOUNT POSTAGE
	2947		2/17/26	4422	STATE OF NEVADA	824.99	PEBP INSURANCE
	2948		2/17/26	4742	NELSON JACK WILLIAM	510.15	500 DIRECTOR FEE, 10.15 MILEAGE
	2949		2/17/26	4903	BUNKER ROBERT	565.25	500 DIRECTOR FEE, 65.25 MILEAGE
	2950		2/17/26	4904	YOUNG MIKE	544.99	TRUSTEE TECHNOLOGY REIMBURSEMENT 500 DIRECTOR FEE
	2951		2/17/26	5034	LEAVITT CHAD	521.75	500 DIRECTOR FEE, 21.75 MILEAGE
	2952		2/17/26	5137	GE GRID SOLUTIONS LLC.	48,000.00	230KV CMU TORT RING BUS
	2953		2/17/26	5237	JONES RICHARD A	500.00	500 DIRECTOR FEE

VOID	ACH SEQ	SEQ BRK	DATE	VENDOR NAME	AMOUNT	DESCRIPTION
	2954		2/17/26	5359 CLARK COUNTY PRINTING & MAIL	10.00	NAME PLATE
	2955		2/17/26	5422 IRBY	5,048.45	TRANSFORMER TANK GROUND 3M LT FANOUT 1/0 LOAD BREAK ELBOW, ARRESTER
	2956		2/17/26	5623 RUST MORRIS DALE	565.25	500 DIRECTOR FEE, 65.25 MILEAGE
	2957		2/17/26	5734 NEVADA CENTRAL MEDIA LLC	162.00	ADVERTISING
	2958		2/17/26	5754 LAUB RANDY	565.25	500 DIRECTOR FEE, 65.25 MILEAGE
	2959		2/24/26	1175 HUGHES OIL COMPANY	2,301.80	BULK GAS/DIESEL MESQUITE
	2960		2/24/26	3257 VERIZON WIRELESS	5,506.01	MACHINE TO MACHINE VERIZON CELL PHONES, IPADS
	2961		2/24/26	4077 LJ MCCORMICK ENT. INC	23,500.00	CONCRETE REMOVAL AND HAUL OFF
	2962		2/24/26	4083 VIRGINIA TRANSFORMER CORP	163,028.00	FREIGHT COST PRICE ADJUST DUE TO TARIFFS
	2963		2/24/26	4501 INCONTACT, INC.	57.07	MQ LONG DISTANCE OV LONG DISTANCE
	2964		2/24/26	4714 MILLS MILLS LAW GROUP	1,415.00	LEGAL FEES
	2965		2/24/26	4742 NELSON JACK WILLIAM	701.91	PER DIEM/MILEAGE - NRECA MTGS
	2966		2/24/26	5012 TINKS SUPERIOR AUTO PARTS	901.71	NAPA EP GREASE CART MM DISC - TRANSF. PAINTING SYN GEAR OIL 75W140 HYD HOSE FITTINGS, 4MXTX REEL
	2967		2/24/26	5042 AMAZON CAPITAL SERVICES	267.45	LEATHER GLOVES LEATHER GLOVES
	2968		2/24/26	5237 JONES RICHARD A	1,433.88	PER DIEM/MILEAGE/FLIGHTS - NRECA
	2969		2/24/26	5359 CLARK COUNTY PRINTING & MAIL	582.00	BLUE PRINT COPIES - JOB 210701
	2970		2/24/26	5422 IRBY	181,936.00	109 & 110 PAD MNT SWITCHES 2500/2800 4160Y/2400 TRANSFRMR CRECIT MEMO - RETURNS
	2971		2/24/26	5623 RUST MORRIS DALE	730.62	PER DIEM, MILEAGE, NRECA MEETING
	2972		2/24/26	5734 NEVADA CENTRAL MEDIA LLC	750.00	ADVERTISING
	2973		2/24/26	5754 LAUB RANDY	472.62	PER DIEM/MILEAGE - NRECA MTGS
	2974		2/24/26	5808 NATIONAL TRENCH SAFETY INC	1,700.00	ATSSA FLAGGER TRAINING

VOID	ACH	SEQ	SEQ BRK	DATE	VENDOR	NAME	AMOUNT	DESCRIPTION
				TOTAL ACH	80	TOTAL AMOUNT	3,070,072.85	
				GRAND TOTAL	167	GRAND TOTAL AMOUNT	7,453,645.13	

DRAFT



Overton Power District #5
BOARD OF TRUSTEE'S
MARCH 25, 2026
AGENDA ITEM - I

SUBJECT: Review and Possible Acceptance of the Annual Audit Report by Hafen, Buckner, Everett & Graff
PETITIONER: Staff
RECOMMENDATIONS: Accept the Audit Report

FISCAL IMPACT:
None

BACKGROUND:
Each year, OPD5 hires an independent auditor to perform a review of OPD5's finances. The accounting firm Hafen, Buckner, Everett and Graff was used to conduct the audit of OPD5's 2025 financial data.

A report will be given to the Board by the lead auditor to discuss their findings.

RECOMMENDATION:
To accept the annual audit report from Hafen, Buckner, Everett, and Graff as presented.

OVERTON POWER DISTRICT NO. 5

FINANCIAL STATEMENTS
FOR THE YEARS ENDED
DECEMBER 31, 2025, AND 2024
AND
AUDITOR'S REPORT

OVERTON POWER DISTRICT NO. 5

TABLE OF CONTENTS

	Page
Independent Auditor's Report	1-2
Management's Discussion and Analysis	3-6
Financial Statements:	
Statements of Net Position.....	7
Statements Revenues, Expenses, and Changes in Net Position.....	8
Statements of Cash Flows.....	9
Notes to Financial Statements.....	10-22
Required Supplementary Information:	
Schedule of the Proportionate Share of the Net Pension Liability	23
Independent Auditor's Report on Compliance and on Internal Control Over Financial Reporting and on Compliance and Other Matters Based on an Audit of Financial Statements Performed in Accordance with <i>Government Auditing Standards</i>	24-25

Certified Public Accountants
90 E 200 N
St. George, UT 84770
www.HBEG.com

INDEPENDENT AUDITOR'S REPORT

To the Board of Directors
Overton Power District No. 5
Overton, Nevada

Opinions

We have audited the accompanying basic financial statements of Overton Power District No. 5 (the District), as of and for the years ended December 31, 2025, and 2024, and the related notes to the financial statements, which collectively comprise the District's basic financial statements as listed in the table of contents.

In our opinions, the financial statements referred to above present fairly, in all material respects, the financial position of Overton Power District No. 5 as of December 31, 2025 and 2024, and the results of its operations and its cash flows for the year then ended in accordance with accounting principles generally accepted in the United States of America.

Basis for Opinions

We conducted our audits in accordance with auditing standards generally accepted in the United States of America. Our responsibilities under those standards are further described in the Auditor's Responsibilities for the Audit of the Financial Statements section of our report. We are required to be independent of the District and to meet our other ethical responsibilities, in accordance with the relevant ethical requirements relating to our audit. We believe that the audit evidence we have obtained is sufficient and appropriate to provide a basis for our audit opinions.

Responsibilities of Management for the Financial Statements

Management is responsible for the preparation and fair presentation of the financial statements in accordance with accounting principles generally accepted in the United States of America, and for the design, implementation, and maintenance of internal control relevant to the preparation and fair presentation of financial statements that are free from material misstatement, whether due to fraud or error.

In preparing the financial statements, management is required to evaluate whether there are conditions or events, considered in the aggregate, that raise substantial doubt about the District's ability to continue as a going concern for twelve months beyond the financial statement date, including any currently known information that may raise substantial doubt shortly thereafter.

Auditor's Responsibilities for the Audit of the Financial Statements

Our objectives are to obtain reasonable assurance about whether the financial statements as a whole are free from material misstatement, whether due to fraud or error, and to issue an auditor's report that includes our opinions. Reasonable assurance is a high level of assurance but is not absolute assurance and therefore is not a guarantee that an audit conducted in accordance with generally accepted auditing standards will always detect a material misstatement when it exists. The risk of not detecting a material misstatement resulting from fraud is higher than for one resulting from error, as fraud may involve collusion, forgery, intentional omissions, misrepresentations, or the override of internal control. Misstatements are considered material if there is a substantial likelihood that, individually or in the aggregate, they would influence the judgment made by a reasonable user based on the financial statements.

In performing an audit in accordance with generally accepted auditing standards, we:

- Exercise professional judgment and maintain professional skepticism throughout the audit.
- Identify and assess the risks of material misstatement of the financial statements, whether due to fraud or error, and design and perform audit procedures responsive to those risks. Such procedures include examining, on a test basis, evidence regarding the amounts and disclosures in the financial statements.
- Obtain an understanding of internal control relevant to the audit in order to design audit procedures that are appropriate in the circumstances, but not for the purpose of expressing an opinion on the effectiveness of the District's internal control. Accordingly, no such opinion is expressed.
- Evaluate the appropriateness of accounting policies used and the reasonableness of significant accounting estimates made by management, as well as evaluate the overall presentation of the financial statements.
- Conclude whether, in our judgment, there are conditions or events, considered in the aggregate, that raise substantial doubt about the District's ability to continue as a going concern for a reasonable period of time.

We are required to communicate with those charged with governance regarding, among other matters, the planned scope and timing of the audit, significant audit findings, and certain internal control-related matters that we identified during the audit.


Required Supplementary Information

Accounting principles generally accepted in the United States of America require that the management's discussion and analysis on pages 3 through 6 be presented to supplement the basic financial statements. Such information is the responsibility of management and, although not a part of the basic financial statements, is required by the Governmental Accounting Standards Board, who considers it to be an essential part of financial reporting for placing the basic financial statements in an appropriate operational, economic, or historical context. We have applied certain limited procedures to the required supplementary information in accordance with auditing standards generally accepted in the United States of America, which consisted of inquiries of management about the methods of preparing the information and comparing the information for consistency with management's responses to our inquiries, the basic financial statements, and other knowledge we obtained during our audit of the basic financial statements. We do not express an opinion or provide any assurance on the information because the limited procedures do not provide us with sufficient evidence to express an opinion or provide any assurance.

Other Information

Management is responsible for any other information included in the annual report. The other information does not include the basic financial statements and our auditor's report thereon. Our opinions on the basic financial statements do not cover the other information, and we do not express an opinion or any form of assurance thereon.

In connection with our audit of the basic financial statements, our responsibility is to read the other information and consider whether a material inconsistency exists between the other information and the basic financial statements, or the other information otherwise appears to be materially misstated. If, based on the work performed, we conclude that an uncorrected material misstatement of the other information exists, we are required to describe it in our report.



Hafen, Buckner, Everett & Graff, PC
St. George, Utah
March 10, 2026

MANAGEMENT'S DISCUSSION AND ANALYSIS

This section of the basic financial statements of Overton Power District No. 5 (the District) presents management's discussion and analysis of the District's financial performance during the year ending December 31, 2025. Readers are encouraged to consider the information presented here in conjunction with additional information furnished in the Independent Auditor's Report.

Financial Highlights

- Net utility plant increased by \$22,794,733 in 2025 and increased by \$20,846,488 during 2024.
- Net position increased by \$4,316,505 in 2025 and \$12,553,967 during 2024.
- Net contributions in aid of construction totaled \$(420,720) in 2025 and \$(21,783) during 2024.
- Principal long-term debt repayments totaled \$(4,107,388) in 2025 and \$(3,962,146) during 2024.
- A measured approach to borrowing for future capital projects continues to be followed. Ensuring timing of needs and interest markets were advantageous to the District as a whole while contributing to meet all coverage metrics.

Overview of the Financial Statements

The discussion and analysis is intended to serve as an introduction to the basic financial statements. These basic financial statements are comprised of two primary components: 1) financial statements, and 2) notes to the financial statements.

Financial Statements

The *Statements of Net Position* presents information on all of the assets and liabilities of the District, with the difference between the two reported as net assets. Over time, increases or decreases in net assets may serve as a useful indicator of whether the financial position of the District is improving or deteriorating.

The *Statements of Revenue, Expenses, and Changes in Net Position* presents information showing how the net assets of the District changed during the year. All changes in net position are reported as soon as the underlying event giving rise to the change occurs, regardless of the timing of related cash flows. Thus, revenues and expenses are reported in this statement for some items that will affect cash flows in future periods.

The *Statements of Cash Flows* presents net cash flows for operating activities, investing activities, and capital and related financing activities. It also includes the net cash increase for the period, cash at the beginning of the period and the end of the period.

Notes to the Financial Statements

The notes provide additional information that is essential to fully understand the District's financial statements including significant accounting policies, commitments, obligations, risks, contingencies and other financial matters.

Financial Analysis

Net Position

As previously noted, net position may serve over time as a useful indicator of an entity's financial position. In the case of the District, assets exceeded liabilities by \$126m at the close of the fiscal year 2025. This represents an increase from the prior year figure of \$4.3m.

The largest assets of the District are the electrical plant in service (\$163.1m). We use these capital assets to provide electrical services to our customers; consequently, these assets are not available for future spending. Although the investment in its capital assets reported net of related debt totals (\$47.5m), it should be noted that the resources needed to repay this debt must be provided from revenue sources, as the capital assets themselves cannot be used to liquidate these liabilities.

OVERTON POWER DISTRICT NO. 5's Net Position (Condensed)

	12/31/2025	12/31/2024	12/31/2023
Utility Plant	\$163,099,472	\$140,304,739	\$119,458,251
Other Non-Current Assets	4,664,381	4,246,065	4,243,878
Current Assets	22,327,439	39,573,245	49,165,723
Deferred Outflow Resource	8,248,640	8,222,344	8,084,628
Total Assets	198,339,933	192,346,393	180,952,480
Current Liabilities	16,609,664	16,398,135	13,928,868
Non-Current Liabilities	54,504,861	54,098,619	57,788,329
Deferred Inflow Resources	1,229,087	169,824	109,435
Total Liabilities	72,343,612	70,666,578	71,826,633
Net Position	\$125,996,321	\$121,679,814	\$109,125,847

OVERTON POWER DISTRICT NO. 5's Revenues, Expenses & Changes in Net Position (Condensed)

	12/31/2025	12/31/2024	12/31/2023
Total Operating Revenues	\$55,981,740	\$50,968,807	\$45,853,767
Total Operating Expenses	50,528,284	38,209,139	33,765,700
Operating Income/(Loss)	5,453,456	12,759,669	12,088,067
Non-Operating Revenues/(Expenses)	(716,230)	(183,918)	(327,848)
Change in Net Position	\$4,737,226	\$12,575,751	\$11,760,219

Utility Plant, Debt Administration and Pension

Net Utility Plant

The following table represents a summary of the District's net utility plant by type, and a comparison to prior year. Further details, by project, can be found in the footnotes to this financial statement.

	12/31/2025	12/31/2024	Change (2025 less 2024)
Transmission Plant	\$ 41,479,725	\$ 37,925,771	\$ 3,553,956
Distribution Plant	113,697,138	108,544,758	5,152,375
General Plant	18,030,300	17,023,506	1,006,795
Under Construction	43,120,869	26,599,593	16,436,306
Accumulated Depreciation	(53,228,559)	(49,788,889)	(3,439,670)
Total	\$163,099,474	\$140,304,739	\$ 22,709,761

Long Term Debt

The following table represents a summary of the District's long-term debt, by type, and a comparison to the prior year. Further details can be found in the footnotes to this financial statement.

	12/31/2025	12/31/2024	Change 2025 less 2024
NRUCFC Loan Payable	\$7,862,812	\$10,533,407	\$(2,670,595)
NRUCFC Loan Payable 2015	11,504,449	12,137,643	(633,194)
NRUCFC Loan Payable 2022	23,142,655	23,946,252	(803,597)
NRUCFC Loan Payable 2025	5,000,000	-	5,000,000
Total	\$47,509,916	\$46,617,303	\$(892,613)

Pension

The District adopted accounting guidance, GASB Statement No. 68 *Accounting and Financial Report for Pensions* and GASB Statement No. 71, *Pension Transition for Contributions Made Subsequent to the Measurement Date*. These statements require the District to recognize its proportionate share of the net pension liability, deferred outflows and deferred inflows of resources, and related expenses from the District's participation in the Public Employees' Retirement System of the State of Nevada (PERS). When adopted, the District was required to restate its beginning net position. The Deferred Outflows of Resources of \$6,279,215 and Deferred Inflows of Resources are \$1,229,087 and a net Pension Cost to be recorded of \$208,516.

Currently Known Facts, Decisions, and Conditions

A description of currently known facts, decisions, and conditions that are expected to have a significant effect on the future financial position or results of operations are as follows.

The District seeks to deliver strong and consistent business and financial results by providing the necessary services and constructing a well built and reliable power system that enables us to sell electrical capacity and energy to its customers.

The District monitors all financial data to ensure that we can achieve its core mission and meet all upcoming obligations and responsibilities.

As the District adds new customers, new facilities are required to serve new loads. Additional new facilities are required to add system reliability.

The District seeks to maintain this balance by utilizing its financial strength to achieve these goals.

Request for Information

This financial report is designed to provide interested parties with a general overview of the District's financial status. Questions concerning any of the reports and/or information contained in this financial audit, or requests for additional financial information, should be addressed to MeLisa Garcia, General Manager, PO BOX 395 Overton, NV 89040.

OVERTON POWER DISTRICT NO. 5
Statements of Net Position
December 31, 2025 and 2024

Assets and Deferred Outflows

	2025	2024
Utility Plant:		
Electric plant in service	\$ 173,207,162	\$ 163,494,036
Under construction	43,120,869	26,599,593
Total	216,328,031	190,093,629
Less accumulated depreciation and amortization	(53,228,559)	(49,788,890)
Net Utility Plant	163,099,472	140,304,739
Other Noncurrent Assets:		
Investments in associated organizations	4,455,866	4,142,589
Pension costs	208,516	426,855
Note receivable - less amount due within one year	-	103,477
Total Other Noncurrent Assets	4,664,381	4,672,921
Current Assets:		
Cash and cash equivalents	5,842,305	4,225,002
Temporary investments:	6,356,722	26,722,795
Accounts receivable - Principally customer (less allowance for doubtful accounts of \$1,552 in 2025 and \$2,424 in 2024)	4,405,964	4,175,374
Materials and supplies	5,305,990	4,068,887
Prepayments and other assets	312,980	277,709
Note receivable - due within one year	103,477	103,478
Total Current Assets	22,327,439	39,573,245
Deferred Outflows of Resources:		
Deferred charge on pensions	6,279,215	5,661,945
Deferred charges on refunding debt	1,969,425	2,133,544
Total Deferred Outflows of Resources	8,248,640	7,795,489
Total Assets and Deferred Outflows of Resources	\$ 198,339,933	\$ 192,346,394
<u>Liabilities, Deferred Inflows, and Net Position</u>		
Current Liabilities:		
Accounts payable	\$ 4,894,795	\$ 4,738,979
Customer deposits	364,650	370,100
Accrued expenses	1,592,093	1,762,343
Long-term debt - due within one year	4,350,382	4,117,288
Deferred credits	5,407,744	5,409,425
Total Current Liabilities	16,609,664	16,398,135
Noncurrent Liabilities:		
Long-term portion of termination benefits payable	52,619	72,419
Long-term debt, less amount due within one year	43,169,434	42,509,915
Net pension liability	11,282,808	11,516,285
Total Noncurrent Liabilities	54,504,861	54,098,619
Deferred Inflows of Resources:		
Deferred charge on pensions	1,229,087	169,824
Total Deferred Inflows of Resources	1,229,087	169,824
Net Position:		
Net investment in capital assets	163,099,472	140,304,739
Restricted for:		
Debt service	-	-
Utility plant additions	-	-
Unrestricted	(37,103,152)	(18,624,924)
Total Net Position	125,996,321	121,679,815
Total Liabilities, Deferred Inflows of Resources, and Net Position	\$ 198,339,933	\$ 192,346,394

The accompanying notes are an integral part of the financial statements

OVERTON POWER DISTRICT NO. 5
Statements of Revenues, Expenses, and Changes In Net Position
December 31, 2025 and 2024

	2025	2024
Operating Revenues	\$ 55,981,740	\$ 50,968,807
Operating Expenses:		
Operation-		
Power purchased	35,793,101	24,391,974
Distribution - Operation	1,497,472	1,113,100
Distribution - Maintenance	3,064,696	3,322,863
Transmission - Maintenance	1,024,430	941,676
Depreciation and amortization	3,155,626	2,924,416
General and administrative-		
Customer accounts	1,668,624	1,707,872
Other	4,324,335	3,807,238
Total Operating Expenses	50,528,284	38,209,139
Operating Income / (Loss)	5,453,456	12,759,669
Non-Operating Revenues (Expenses):		
Interest income	667,915	1,534,071
Interest expense	(1,636,505)	(1,740,791)
Gain/(loss) on sale of assets	(58,843)	(41,823)
Amortization	(164,119)	(164,119)
Patronage capital credits CFC	475,321	228,745
Total Non-Operating Revenues (Expenses)	(716,230)	(183,918)
Change in Net Position	4,737,226	12,575,751
Net Position - Beginning of Year	121,679,814	109,125,846
Contributions In Aid of Construction-net	(420,720)	(21,783)
Net Position - End of Year	\$ 125,996,321	\$ 121,679,814

The accompanying notes are an integral part of the financial statements

OVERTON POWER DISTRICT NO. 5
Statements of Cash Flows
December 31, 2025 and 2024

	2025	2024
Cash Flows From Operating Activities:		
Cash received from customers	\$ 55,854,627	\$ 50,700,163
Cash paid to suppliers	(42,399,446)	(26,759,365)
Cash paid to employees	(5,852,965)	(5,852,965)
Cash Flows From Operating Activities	7,602,216	18,087,834
Cash Flows From Investing Activities:		
Additions to utility plant	(25,950,359)	(23,770,904)
Net proceeds from the sale of utility plant assets	(58,843)	(41,823)
Investment earnings	667,915	1,534,071
Patronage capital credits	475,321	228,745
Investment in related organization	(313,276)	(105,666)
Temporary investments	20,366,073	12,005,621
Cash Flows From Investing Activities	(4,813,169)	(10,149,957)
Cash Flows From Financing Activities:		
Repayment of principal on long-term debt	892,612	(3,962,146)
Interest paid	(1,636,505)	(1,740,791)
Contributions in aid of construction and customer advances	(422,401)	464,298
Customer deposits	(5,450)	20,550
Cash Flows From Financing Activities	(1,171,743)	(5,218,090)
Net Change in Cash and Cash Equivalents	1,617,304	2,719,787
Cash and Cash Equivalents including Restricted Cash, Beginning of Year	4,225,001	1,505,216
Cash and Cash Equivalents including Restricted Cash, End of Year	\$ 5,842,305	\$ 4,225,002
Reconciliation of Operating Income / (Loss) to Net Cash Flows from Operating Activities:		
Operating income / (loss)	\$ 5,453,456	\$ 12,759,669
Adjustments to reconcile operating income / (loss) to cash flows from operating activities-		
Depreciation and amortization	3,155,626	2,924,416
Changes in assets and liabilities-		
(Increase)/decrease in accounts receivable	(127,112)	(268,645)
(Increase)/decrease in materials and supplies	(1,237,104)	707,491
(Increase)/decrease in prepayments and other assets	(35,271)	(28,725)
(Increase)/decrease in investments in associated organizations	218,339	(252,879)
(Increase)/decrease in deferred outflows	(617,270)	(48,955)
Increase/(decrease) in accounts payable	155,816	1,591,795
Increase/(decrease) in accrued expenses	(190,049)	227,856
Increase/(decrease) in net pension liability	(233,477)	415,421
Increase/(decrease) in deferred charge in pensions	1,059,263	60,389
Cash Flows From Operating Activities	\$ 7,602,216	\$ 18,087,833

Supplemental Schedule of Interest Paid and Non Cash Investing and Financing Activities:

Interest paid during the year amounted to \$1,636,505 in 2025, and \$1,740,791 in 2024.

The accompanying notes are an integral part of the financial statements

OVERTON POWER DISTRICT NO. 5

NOTES TO FINANCIAL STATEMENTS

1. ORGANIZATION AND SUMMARY OF SIGNIFICANT ACCOUNTING POLICIES

Organization - Nevada 4 Overton, Overton Power District No. 5 was organized in November of 1935 for the purpose of providing electric service to the rural areas of eastern Clark County, Nevada (the Muddy and Virgin River Valleys). The accounting records of the district conform to the Uniform System of Accounts prescribed by the Federal Energy Regulatory Commission for Class A and B electric utilities borrowers of the Rural Utilities Service.

Regulation - The District's rates are determined by the Board of Trustees, subject to certain restrictions. The District's accounting practices and policies are generally consistent with regulatory authorities and the accounting records are maintained in accordance with the Uniform System of Accounts prescribed by regulatory authorities.

Basis of Accounting and Presentation - The accounting policies of the District conform to generally accepted accounting principles (GAAP) as applicable to proprietary funds of governments. The Governmental Accounting Standards Board (GASB) is the accepted standard setting body for establishing governmental accounting and financial reporting principles. Accounting records are maintained in accordance with the Uniform System of Accounts prescribed by the Federal Energy Regulatory Commission (FERC).

GASB Statement No. 20 requires that the District apply all GASB pronouncements as well as the pronouncements issued on or before November 30, 1989, by the Financial Accounting Standards Board (FASB) and its predecessor organizations, unless those pronouncements conflict with or contradict GASB pronouncements. As provided for in GASB Statement No. 20, the District has elected not to implement FASB Statements and Interpretations issued after November 30, 1989.

Application of Accounting Standards - Recognizing that the District is a governmental entity organized under Nevada Revised Statute 318, during 2007 the District adopted the accounting and financial reporting policies of the Governmental Accounting Standards Board which is the accepted standard setting body for establishing governmental accounting and financial reporting principles.

As prescribed by GASB 34, management's discussion and analysis is included as required supplementary information.

Utility Plant and Depreciation - Utility plant in service and under construction is stated at original cost. Cost includes labor, materials, and related indirect costs such as engineering, supervision, transportation, etc. The cost of units of property replaced or renewed, plus removal cost, less salvage, is charged to accumulated depreciation. Maintenance and repairs of utility property are charged to operation expenses. The District provides for depreciation on the straight-line basis for all property over the estimated useful lives of the related assets as follows:

OVERTON POWER DISTRICT NO. 5

NOTES TO FINANCIAL STATEMENTS

	Annual Percentage Range
Transmission Plant	2.75
Distribution Plant	1.8 - 3.8
General Plant:	
Buildings	2
Transportation	15
Communication	5
Power Operated Equipment	11
Other Equipment	4

Revenues - The principal operating revenues of the District are charges to customers for the sale of electricity. Revenues are recognized as customers are billed. The District accrues revenues for energy delivered from the billing date to the end of the accounting period.

Materials and Supplies - Materials and supplies are stated generally at average cost which is not in excess of market.

Taxes on Income - The District is a State entity authorized by Nevada Revised Statute 318 and is not required to pay Federal income taxes.

Cash and Cash Equivalents - Cash and cash equivalents consist of cash on hand, cash in banks and cash temporarily invested in certificates of deposit, money market accounts, open-end mutual funds and cash restricted for debt service and construction.

Deposits and Investments - It is the policy of the District to invest their funds not immediately needed for operating or other purposes in a manner that will provide the greatest investment return consistent with maintaining maximum security. All investments will conform to the provisions of the Nevada Revised Statutes (NRS) and any direction by the governing board.

Pursuant to NRS and the District's investment policy the District may only invest in the following types of securities:

- U.S. Treasuries
- U.S. Agencies
- Money Market Mutual Funds
- Negotiable and Non-Negotiable Certificates of Deposit
- Repurchase Agreements
- Commercial Paper
- Bankers Acceptances
- Corporate Notes or Bonds
- Collateralized Mortgage Obligations
- Asset Backed Securities

OVERTON POWER DISTRICT NO. 5

NOTES TO FINANCIAL STATEMENTS

Contributions in Aid of Construction - Contributions in aid of construction are charges to fund construction of the utility plant necessary to extend service to new customers. The payments are initially recorded as liabilities (customer advances for construction), then are reclassified to contributed capital when construction is completed. See note 7.

Estimates - Generally accepted accounting principles require management to make estimates and assumptions that affect assets and liabilities, contingent assets and liabilities, and revenues and expenditures. Actual results could differ from those estimates.

2. DEPOSITS AND INVESTMENTS

Deposits

Deposits and investments of the District are governed by the Nevada Revised Statutes (NRS) except as described in Note 1. The following are discussions of the District's exposure to various risks related to its cash management activities.

Custodial Credit Risk

For deposits, this is the risk that in the event of a bank failure, the District's deposit may not be returned to it. The District does not have a formal policy for custodial credit risk. All of the District's deposits are covered by FDIC insurance or are collateralized.

Investments

The provisions of State law (NRS 355.170) govern the investment of public funds.

Interest rate risk

Interest rate risk is the risk that changes in interest rates will adversely affect the fair value of an investment. The District's policy for managing its exposure to fair value loss arising from increasing interest rates is to comply with the provisions of State law (NRS 355.170).

Credit risk

Credit risk is the risk that an issuer or other counterparty to an investment will not fulfill its obligations. The District's policy for reducing its exposure to credit risk is to comply with the provisions of State law (NRS 355.170).

Fair Value Measurements

The District categorizes their fair value measurement within the fair value hierarchy established by generally accepted accounting principles. The hierarchy is based on the valuation inputs used to measure the fair value of the asset. Level 1 inputs are quoted prices in active markets

OVERTON POWER DISTRICT NO. 5

NOTES TO FINANCIAL STATEMENTS

for identical assets; Level 2 inputs are significant other observable inputs; Level 3 inputs are significant unobservable inputs.

The following table presents the District's investment measured at fair value on a recurring basis as of December 31, 2025:

Security Type Category	Level 1	Level 2	Level 3	Total Fair Value
Certificates of Deposit	\$0	\$6,020,511	\$0	\$6,020,511
Money Market Funds	\$335,250	\$0	\$0	\$335,250
Currency (Cash/Receivable)	\$961	\$0	\$0	\$961
Total Investments	\$336,211	\$6,020,511	\$0	\$6,356,722

3. UTILITY PLANT

During the years ended December 31, 2025 and 2024, the following changes occurred in the District's utility plant as follows:

	Balance at 12/31/2024	Additions	Deletions	Balance at 12/31/2025
Transmission Plant	\$ 37,925,770	\$ 3,563,043	\$ (9,089)	\$ 41,479,725
Distribution Plant	108,544,758	5,983,783	(831,402)	113,697,139
General Plant	17,023,506	1,243,146	(236,351)	18,030,301
Under construction	26,599,593	24,874,191	(8,352,915)	43,120,869
Subtotal	190,093,627	35,664,163	(9,429,757)	216,328,033
Accumulated depreciation	(49,788,889)	(5,446,788)	2,007,118	(53,228,559)
Net Utility Plant Assets	\$140,304,738	\$ 30,217,374	\$ (7,422,639)	\$163,099,474

	Balance at 12/31/2023	Additions	Deletions	Balance at 12/31/2024
Transmission Plant	\$ 37,735,100	\$ 358,746	\$ (168,075)	\$ 37,925,771
Distribution Plant	99,315,935	10,078,413	(849,590)	108,544,758
General Plant	16,495,749	570,065	(42,308)	17,023,506
Under construction	12,708,700	22,851,615	(8,960,722)	26,599,593
Subtotal	166,255,483	33,858,839	(10,020,695)	190,093,628
Accumulated depreciation	(46,797,233)	(5,574,469)	2,582,813	(49,788,889)
Net Utility Plant Assets	\$119,458,250	\$ 28,284,370	\$ (7,437,882)	\$140,304,739

OVERTON POWER DISTRICT NO. 5

NOTES TO FINANCIAL STATEMENTS

4. INVESTMENTS IN ASSOCIATED ORGANIZATIONS

To join NRUCFC and establish eligibility to borrow, the District has executed an irrevocable agreement to subscribe for subscription certificates and loan certificates. The subscription certificates mature in 2085 and bear interest at 3% for the first twelve years, 4% thereafter. The loan certificates have no yield and mature and will be returned when the loans are paid off. The member capital securities yield 5% and have various maturity dates through 2048.

Investments in associated organizations consists of the following:

	2025	2024
NRUCFC Membership	\$ 1,000	\$ 1,000
NRUCFC Subscription Certificates	143,600	143,600
NRUCFC Loan Certificates	1,040,000	1,040,000
NRUCFC Member Capital Securities	500,000	500,000
CFC Patronage Capital Certificates	1,820,829	1,784,006
SEDC Patronage Capital	152,225	148,379
FREIE Patronage Capital	284,608	270,488
Western Unit Patronage Capital	508,552	250,065
Investment in Cobank	1,000	1,000
Investment in CRC	4,051	4,051
Total	\$ 4,455,865	\$ 4,142,588

5. LONG-TERM DEBT

During the years ended December 31, 2025, and 2024, the following changes occurred in the District's long-term debt:

The current portion of voluntary benefits payable is included in accrued expenses on the statement of net assets.

	Balance 12/31/2024	Additions	Retirements	Balance 12/31/2025	Current Portion
NRUCFC Loans Payable	\$ 46,617,304	\$ 5,000,000	\$ (4,107,388)	\$ 47,509,916	\$ 4,340,482
Voluntary Termination Benefits	82,319	-	(19,800)	62,519	9,900
Total Long-Term Debt	\$ 46,699,623	\$ 5,000,000	\$ (4,127,188)	\$ 47,572,435	\$ 4,350,382

	Balance 12/31/2023	Additions	Retirements	Balance 12/31/2024	Current Portion
NRUCFC Loans Payable	\$ 50,579,450	\$ -	\$ (3,962,146)	\$ 46,617,304	\$ 4,340,482
Voluntary Termination Benefits	82,319	-	-	82,319	9,900
Total Long-Term Debt	\$ 50,661,769	\$ -	\$ (3,962,146)	\$ 46,699,623	\$ 4,350,382

OVERTON POWER DISTRICT NO. 5

NOTES TO FINANCIAL STATEMENTS

Long-Term Debt		
	2025	2024
Loan payable to National Rural Utilities Cooperative Finance Corporation, due in quarterly installments bearing interest at 2.28%, maturing September 30, 2028.	\$ 780,505	\$ 1,052,441
Loan payable to National Rural Utilities Cooperative Finance Corporation, due in quarterly installments bearing interest at 2.28%, maturing September 30, 2028.	780,505	1,052,441
Loan payable to National Rural Utilities Cooperative Finance Corporation, due in quarterly installments bearing interest at 2.28%, maturing September 30, 2028.	1,098,615	1,481,383
Loan payable to National Rural Utilities Cooperative Finance Corporation, due in quarterly installments bearing interest at 4.90%, maturing September 30, 2028.	1,129,947	1,504,729
Loan payable to National Rural Utilities Cooperative Finance Corporation, due in quarterly installments bearing interest at 2.41%, maturing September 30, 2028.	979,791	1,320,328
Loan payable to National Rural Utilities Cooperative Finance Corporation, due in quarterly installments bearing interest at 5.18%, maturing September 30, 2028.	991,434	1,318,553
Loan payable to National Rural Utilities Cooperative Finance Corporation, due in quarterly installments bearing interest at 5.05%, maturing September 30, 2028.	1,047,554	1,394,030
Loan payable to National Rural Utilities Cooperative Finance Corporation, due in quarterly installments bearing interest at 4.10%, maturing September 30, 2028.	1,054,461	1,409,502
Loan payable to National Rural Utilities Cooperative Finance Corporation, due in quarterly installments bearing interest at 4.60%.	11,466,797	12,097,919
Loan payable to National Rural Utilities Cooperative Finance Corporation, due in quarterly installments bearing interest at 4.60%.	37,652	39,724
Loan payable to National Rural Utilities Cooperative Finance Corporation, due in quarterly installments bearing interest at 3.98%.	15,365,214	15,825,161
Loan payable to National Rural Utilities Cooperative Finance Corporation, due in quarterly installments bearing interest at 3.91%.	7,777,441	8,121,091
Loan payable to National Rural Utilities Cooperative Finance Corporation, due in quarterly installments bearing interest at 5.19%.	2,000,000	-
Loan payable to National Rural Utilities Cooperative Finance Corporation, due in quarterly installments bearing interest at 5.15%.	3,000,000	-
Total long term debt	47,509,916	46,617,303
Less amounts due within one year	(4,350,382)	(4,340,482)
Long term debt, net of current portion	\$43,159,534	\$42,276,821

OVERTON POWER DISTRICT NO. 5

NOTES TO FINANCIAL STATEMENTS

On December 29, 2003, the District borrowed \$59,000,000, from National Rural Utilities Cooperative Finance Corporation (NRUCFC) in the form of nine separate notes ranging from \$5,000,000 to \$7,000,000. The notes are payable quarterly with interest ranging from 2.28% to 5.18%. The notes were originally scheduled to mature on September 30, 2020. During 2009 the maturity dates of the notes were extended to 2028. Under the terms of the NRUCFC notes, all assets of the District are pledged as security. Proceeds from these notes were used to retire outstanding Special Obligation Bonds and a legal settlement.

On January 20, 2022, the District borrowed \$26,000,000, from National Rural Utilities Cooperative Finance Corporation (NRUCFC) in the form of two separate notes totaling \$17,000,000 and \$9,000,000 respectively. These notes are payable quarterly with interest ranging from 3.91% to 3.98%. These two notes are scheduled to mature on December 31, 2046 and December 31, 2041, respectively. Under the terms of the NRUCFC notes, all assets of the District are pledged as security. Proceeds from these notes were used for the 10-year reliability plan. This plan includes projects such as the transmission line from Tortoise to Gila, the completion of the Gila substation and Falcon substation, as well as the ring buss to facilitate connecting the second transmission line from Nevada Energy to the Tortoise substation.

In November 2025, the District borrowed \$5,000,000, from National Rural Utilities Cooperative Finance Corporation (NRUCFC) in the form of two separate notes totaling \$2,000,000 and \$3,000,000 respectively. The notes are payable quarterly with interest ranging from 5.15% to 5.19%. The two notes are scheduled to mature on September 30, 2055. Under the terms of the NRUCFC notes, all assets of the District are pledged as security.

The District obtained a perpetual line of credit from NRUCFC in the amount of \$5,000,000. The line of credit currently bears interest at the prime rate plus 1% and renews each year for another twelve months unless either party terminates the agreement by providing written notice. The outstanding balance at December 31, 2025 and 2024 was \$-0- and \$-0- respectively.

To join NRUCFC and establish eligibility to borrow, the District has executed an irrevocable agreement to subscribe for subscription certificates and loan certificates. See Note 4.

Maturities of long-term debt are as follows:

Year Ended	2025		Year Ended	2024	
	Principal	Interest		Principal	Interest
2026	\$ 4,340,482	\$ 1,930,187	2025	\$ 4,107,388	\$ 1,830,935
2027	4,511,112	1,757,170	2026	4,267,422	1,670,901
2028	3,934,446	1,579,224	2027	4,434,204	1,504,118
2029	1,785,954	1,463,881	2028	3,853,487	1,330,223
2030	1,863,726	1,386,109	2029	1,700,731	1,219,144
2031-2035	10,610,108	5,639,065	2030-2034	9,668,564	4,930,810
2036-2040	10,677,230	3,210,526	2035-2039	10,740,954	2,677,711
Thereafter	9,786,858	2,234,120	Thereafter	7,844,553	1,048,686
Totals	\$ 47,509,915	\$ 19,200,282	Totals	\$ 46,617,303	\$ 16,212,527

OVERTON POWER DISTRICT NO. 5

NOTES TO FINANCIAL STATEMENTS

Based on the borrowing rates currently available to the District for loans with similar term and average maturities, the fair value of long-term debt is approximately \$47,509,915 and \$46,617,303 at December 31, 2025 and 2024 respectively.

6. CONTRIBUTED CAPITAL

Contributed capital consists of contributions-in-aid to construction from customers. Contributed capital is amortized over the same estimated useful lives of the utility plant constructed with the contributed capital. Depreciation expense is reduced by the amount of contributed capital. The amount of contributed capital amortized during 2025 and 2024 was \$896,829 and \$883,046.

Utility plant in service constructed by the use of contributed capital and related accumulated amortization are summarized as follows:

	As of 12/31/2025	As of 12/31/2024
Contributed Amount	\$ 36,160,151	\$ 35,684,042
Accumulated Amortization	(15,666,368)	(14,769,539)
Net Contributed Capital	<u>\$ 20,493,783</u>	<u>\$ 20,914,503</u>

7. DEFERRED CREDITS

Deferred credits consist of customer advances for construction which will be transferred to contributed capital when the construction is completed.

8. PENSION PLANS AND RETIREMENT BENEFITS

Plan Description. The District contributes to the Public Employees Retirement System of the State of Nevada (PERS) which is a multiple-employer, defined benefit plan administered by the Public Employees Retirement System of the State of Nevada. PERS provides retirement benefits, disability benefits, and death benefits, including annual cost of living adjustments, to public employees of the State of Nevada and participating entities. Chapter 286 of the Nevada Revised Statutes establishes the benefit provisions provided to the participants of PERS. These benefit provisions may only be amended through legislation. The System issues a publicly available financial report. That report may be obtained by writing to the Public Employees Retirement System of the State of Nevada, 693 West Nye Lane, Carson City, Nevada 89703-1599.

Benefits Provided. Benefits, as required by the Nevada Revised Statutes (NRS or statute), are determined by the number of years of accredited service at the time of retirement and the member's highest average compensation in any 36 consecutive months with special provisions for members entering the System on or after January 2010 and July 1, 2015. Benefit payments to which participants of their beneficiaries may be entitled under the plan included pension benefits, disability benefits, and survivor benefits. Monthly benefit allowances for members are computed as 2.5% of average compensation for each accredited year of service prior to July 1, 2001. For service earned on and after July 1, 2001, this multiplier is 2.67% of average

OVERTON POWER DISTRICT NO. 5

NOTES TO FINANCIAL STATEMENTS

compensation. For members entering the System on or after January 1, 2010, there is a 2.5% multiplier. The System offers several alternatives to the unmodified service retirement allowance which, in general, allow the retired employee to accept reduced service retirement allowance payable monthly during his or her lifetime and various optional monthly payments to a named beneficiary after his or her death. Post-retirement increases are provided by authority of NRS 286.575-.579.

Vesting. Regular members are eligible for retirement at age 65 with five years of service, at 60 with 10 years of service, or at any age with 30 years of service. Regular members entering the System on or after January 1, 2010, are eligible for retirement at age 65 with five years of service, at age 62 with 10 years of service, or any age with thirty years of service.

Police/Fire members are eligible for retirement at age 65 with five years of service, at age 55 with ten years of service, at age 50 with twenty years of service, or at any age with twenty-five years of service. Police/Fire members entering the System on or after January 1, 2010, are eligible are eligible for retirement at 65 with five years of service, or age 60 with ten years of service, or age 50 with twenty years of service, or at any age with thirty years of service. Only service performed in a position as a police officer or firefighter may be counted towards eligibility for retirement as Police/Fire accredited service.

The normal ceiling limitation on monthly benefits allowances is 75% of average compensation. However, a member who has an effective date of membership before July 1, 1985, is entitled to a benefit of up to 90% of average compensation. Both Regular and Police/Fire members become fully vested as to benefits upon completion of five years of service.

Funding Policy. Benefits for plan members are funded under the employer pay method. Under the employer pay contribution plan, the District is required to contribute all amounts due under the plan. PERS receives an actuarial valuation on an annual basis indicating the contribution rates required to fund the System on an actuarial reserve basis. Contributions made are in accordance with the required rates established by the Nevada Legislature. These statutory rates are increased/decreased pursuant to NRS 286.421 and 286.450. The payroll for employees and trustees covered by PERS for the years ended December 31, 2025, and 2024 were \$5,733,369 and \$5,541,124 respectively.

The District's contribution rates and amounts contributed for the last three years are as follows:

Year	Contribution Rate	Total
	Regular Members	Contributions
2025	33.50%	\$ 1,998,222
2024	33.50%	\$ 1,856,274
2023	29.75% - 33.50%	\$ 1,628,342
2022	29.75%	\$ 1,381,957
2021	29.25% - 29.75%	\$ 1,325,352
2020	29.25%	\$ 1,310,052

OVERTON POWER DISTRICT NO. 5

NOTES TO FINANCIAL STATEMENTS

The actuary funding method used is the Entry Age Normal Cost Method. It is intended to meet the funding objective and result in a relatively level long-term contribution requirement as a percentage of salary.

Pension Liabilities, Pension Expense, and Deferred Outflows of Resources and Deferred Inflows of Resources Related to Pensions. At December 31, 2025, the District reported a liability of \$11,282,808, for its proportionate share of the net pension liability. The net pension liability was measured as of June 30, 2024, and the total pension liability used to calculate the net position liability was determined by an actuarial valuation as of that date. The District's allocation percentage of the net pension liability was based on the total contributions due on wages paid during the measurement period. Each employer's proportion of the net pension liability is based on their combined employer and member contributions relative to the total combined employer and member contributions for all employers for the period ended June 30, 2025. At June 30, 2025, the District's proportion was 0.06245 percent.

For the year ended December 31, 2025, the District recognized pension expense of \$1,998,222. At December 31, 2025, the District reported deferred outflows of resources and deferred inflows of resources related to pension from the following sources:

	Deferred Outflows of Resources	Deferred Inflows of Resources
Differences between expected and actual results	\$ 2,393,607	\$ -
Changes in assumptions	728,038	
Net difference between projected and actual earnings on pension plan investments	-	1,111,502
Changes in proportion and differences between District contributions and proportional share of contributions	232,530	117,585
District contributions subsequent to measurement date	2,925,040	-
Total	<u>\$ 6,279,215</u>	<u>\$ 1,229,087</u>

\$2,925,040 was reported as deferred outflows of resources related to pensions resulting from District contributions subsequent to the measurement date will be recognized as a reduction of the net position liability in the year ended December 31, 2025. Other amounts reported as deferred outflows of resources and deferred inflows of resources related to pension will be recognized in pension expense as follows:

Year ended December 31:	
2026	\$ 311,559
2027	1,509,271
2028	112,807
2029	(1,671)
2030	193,123
	<u>\$ 2,125,088</u>

OVERTON POWER DISTRICT NO. 5

NOTES TO FINANCIAL STATEMENTS

Actuarial Assumptions. The System’s net pension liability was measured as of June 30, 2024, and the total pension liability used to calculate the net pension liability was determined by an actuarial valuation as of that date. The total pension liability was determined using the following actuarial assumptions, applied to all periods included in the measurement:

Inflation rate	2.50%
Investment rate of return	7.25%
Productivity pay increase	0.50%
Projected salary increases	Regular: 4.20% to 9.10%, depending on service. Police/Fire: 4.60% to 14.50%, depending on service Rates include inflation and productivity increases
Other assumptions	Same as those used in the June 30, 2024 funding actuarial valuation.

Actuarial assumptions used in the June 30, 2024, valuation were based on the results of the experience study for the period July 1, 2016 through June 30, 2020.

The System’s policies which determine the investment portfolio target asset allocation are established by the Public Employees’ Retirement Board. The asset allocation is reviewed annually and is designed to meet the future risk and return needs to the System.

The following is the Board adopted policy target asset allocation as of June 30, 2024:

Asset Class	Target Allocation	Long-term Geometric Expected Real Rate of Return*
U.S Stocks	34%	5.50%
International Stocks	14%	5.50%
U.S. Bonds	28%	2.25%
Private Markets	12%	6.65%
Short-term Investments	12%	0.50%

*As of June 30, 2024, PERS’ long-term inflation assumption was 2.50%.

Discount Rate. The discount rate used to measure the total pension liability was 7.25% as of June 30, 2024. The projections of cash flows used to determine the discount rate assumed that employee and employer contributions will be made at the rate specified in statute. Based on that assumption, the pension plan’s fiduciary net position was projected to be available to make all projected future benefit payments of current plan members. Therefore, the long-term expected rate of return on pension plan investments was applied to all periods of projected benefit payments to determine the total pension liability as of June 30, 2024.

OVERTON POWER DISTRICT NO. 5

NOTES TO FINANCIAL STATEMENTS

Sensitivity of the District's proportionate share of the net pension liability to change in the discount rate. The following presents the net pension liability of PERS as of June 30, 2024, calculated using the discount rate of 7.25%, as well as what PERS' net pension liability would be if it were calculated using a discount rate that is 1-percentage-point lower (6.25%) or 1-percentage-point higher (8.25%) than the current discount rate:

	1.0 % Decrease in Discount Rate (6.25%)	Discount Rate (7.25%)	1.0 % Increase in Discount Rate (8.25%)
District's proportionate share of the net pension liability	\$ 17,921,030	\$ 11,516,285	\$ 6,230,490

Pension Plan Fiduciary Net Position. Detailed information about the pension plan's fiduciary net position is available in the PERS Comprehensive Annual Financial Report, available on the PERS website.

Pension contributions Payable. The District's accrued contributions payable at December 31, 2025 and 2024 were \$162,638 and \$147,486.

9. COMPENSATED ABSENCES

Included in accrued expenses is \$1,097,816 and \$1,305,216 which represents accrued but unpaid vacation and sick pay as of December 31, 2025, and 2024.

10. VOLUNTARY TERMINATION BENEFITS

In 2008 the State of Nevada offered an early retirement incentive to employees who would retire prior to August 31, 2008. The incentive provided health insurance benefits with coverage limited to the retired employee and their spouse (if applicable). The District as a political subdivision of the State of Nevada was obligated to offer the benefits to its qualifying employees. As of August 31, 2008, seven District employees opted to retire and receive the benefit.

In accordance with Statement No. 47 issued by the Governmental Accounting Standards Board, an employer should recognize a liability and expense for the voluntary termination benefits when the employees accept the offer and the amounts can be estimated. Measurement of the liability should be updated with any incremental liability and expense (positive or negative) to be recognized, as of the end of each subsequent reporting period.

The estimated liability for the benefits as of December 31, 2025 and 2024 are as follows:

<u>Voluntary Termination Benefits</u>	
Termination benefits payable as of 12/31/24	\$ 82,319
Incremental adjustment for 2025	(19,800)
Termination benefits payable as of 12/31/25	<u>\$ 62,519</u>

OVERTON POWER DISTRICT NO. 5

NOTES TO FINANCIAL STATEMENTS

11. NOTE RECEIVABLE

On July 15, 2022, the District entered into a real estate purchase agreement for a note receivable with the Moapa Valley Water District for the sale of land in the amount of \$475,000. Moapa Valley Water District made a down payment of \$98,500 on July 1, 2022, and financed the remaining \$376,500 with a note receivable with an annual interest rate of 3.9% for a four-year term. Payments will be due annually with the first payment due on July 1, 2023. The final payment will be received on July 1, 2026 in the amount of \$103,478 (\$99,594 principal; \$3,884 interest).

12. DATE OF MANAGEMENT'S REVIEW

In preparing the financial statements, the District has evaluated events and transactions for potential recognition or disclosure through March 10, 2026, the date that the financial statements were available to be issued.

13. NEW ACCOUNTING PRONOUNCEMENTS – GASB NO. 101, COMPENSATED ABSENCES

In fiscal year 2025 the new account pronouncement GASB 101 regarding compensated absences was implemented. The Districts financial statements remained unaffected by this change since compensated absence time has already been recognized in prior years that accounted for both sick and vacation time that was expected to be paid. Also, the District is not subject to FICA so the accrued liability did not need to be adjusted to account for this.

14. ROUNDING CONVENTION

A rounding convention to the nearest whole dollar has been applied throughout this report, therefore the precision displayed in any monetary amount is plus or minus \$1. These financial statements are computer generated and the rounding convention is applied to each amount displayed in a column, whether detail item or total. As a result, without the overhead cost of manually balancing each column, the sum of displayed amounts in a column may not equal the total displayed. The maximum difference between any displayed number or total and its actual value will not be more than \$1.

OVERTON POWER DISTRICT NO. 5
Schedule of the Proportionate Share of The Net Pension Liability
Public Employees Retirement System of Nevada
Last Nine Fiscal Years

Year Ended June 30	District's proportion of the net pension liability	District's proportional share of the net pension liability	District's covered-employee payroll	District's proportionate share of the net pension liability as a percentage of its covered-employee payroll	Plan fiduciary net position as a percentage of the total pension liability
2017	0.057600%	\$ 7,750,973	\$ 3,786,590	204.695%	72.20%
2018	0.059320%	\$ 7,890,020	\$ 3,876,388	203.541%	74.40%
2019	0.058190%	\$ 7,935,370	\$ 4,244,385	186.962%	75.24%
2020	0.058550%	\$ 7,983,857	\$ 4,478,820	178.258%	77.04%
2021	0.062040%	\$ 8,641,211	\$ 4,498,484	192.092%	77.04%
2022	0.062180%	\$ 5,670,214	\$ 4,645,243	122.065%	86.51%
2023	0.061480%	\$ 11,100,864	\$ 5,192,316	213.794%	75.12%
2024	0.063090%	\$ 11,516,285	\$ 5,541,124	207.833%	76.16%
2025	0.062450%	\$ 11,282,808	\$ 5,733,369	196.792%	78.11%

Schedule of Contributions
Public Employees Retirement System of Nevada
Last Nine Fiscal Years

Year Ended June 30	Contractually Determined Contributions	Contributions in Relation to the Actuarially Determined Contributions	Contribution Deficiency (Excess)	Covered Employee Payroll	Contributions as a Percentage of Covered Employee Payroll
2017	\$ 1,060,243	\$ 1,060,243	\$ -	\$ 3,786,590	28.00%
2018	\$ 1,085,386	\$ 1,085,386	\$ -	\$ 3,876,388	28.00%
2019	\$ 1,211,376	\$ 1,211,376	\$ -	\$ 4,244,385	28.54%
2020	\$ 1,310,052	\$ 1,310,052	\$ -	\$ 4,478,820	29.25%
2021	\$ 1,325,352	\$ 1,325,352	\$ -	\$ 4,498,484	29.46%
2022	\$ 1,381,957	\$ 1,381,957	\$ -	\$ 4,645,243	29.75%
2023	\$ 1,628,342	\$ 1,628,342	\$ -	\$ 5,192,316	31.36%
2024	\$ 1,856,274	\$ 1,856,274	\$ -	\$ 5,541,124	33.50%
2025	\$ 1,998,222	\$ 1,998,222	\$ -	\$ 5,733,369	34.85%

The pension schedules in the required supplementary information are intended to show information for ten years, and additional information will be displayed as it becomes available.

Certified Public Accountants
90 E 200 N
St. George, UT 84770
www.HBEG.com

INDEPENDENT AUDITOR'S REPORT ON INTERNAL CONTROL OVER FINANCIAL REPORTING AND ON COMPLIANCE AND OTHER MATTERS BASED ON AN AUDIT OF FINANCIAL STATEMENTS PERFORMED IN ACCORDANCE WITH GOVERNMENT AUDITING STANDARDS

To the Board of Directors
Overton Power District No. 5
Overton, NV

We have audited, in accordance with the auditing standards generally accepted in the United States of America and the standards applicable to financial audits contained in *Government Auditing Standards* issued by the Comptroller General of the United States, the financial statements which collectively comprise the basic financial statements of Overton Power District No. 5 (the District), as of and for the years ended December 31, 2025 and December 31, 2024, and the related notes to the financial statements, which collectively comprise the District's basic financial statements, and have issued our report thereon dated March 10, 2026.

Report on Internal Control over Financial Reporting

In planning and performing our audit of the financial statements, we considered the District's internal control over financial reporting (internal control) as a basis for designing audit procedures that are appropriate in the circumstances for the purpose of expressing our opinions on the financial statements, but not for the purpose of expressing an opinion on the effectiveness of the District's internal control. Accordingly, we do not express an opinion on the effectiveness of the District's internal control.

A deficiency in internal control exists when the design or operation of a control does not allow management or employees, in the normal course of performing their assigned functions, to prevent, or detect and correct, misstatements, on a timely basis. A *material weakness* is a deficiency, or a combination of deficiencies, in internal control, such that there is a reasonable possibility that a material misstatement of the entity's financial statements will not be prevented, or detected and corrected, on a timely basis. A *significant deficiency* is a deficiency, or a combination of deficiencies, in internal control that is less severe than a material weakness, yet important enough to merit attention by those charged with governance.


Our consideration of internal control was for the limited purpose described in the first paragraph of this section and was not designed to identify all deficiencies in internal control that might be material weaknesses or, significant deficiencies. Given these limitations, during our audit we did not identify any deficiencies in internal control that we consider to be material weaknesses. However, material weaknesses or significant deficiencies may exist that were not identified.

Report on Compliance and Other Matters

As part of obtaining reasonable assurance about whether the District's financial statements are free from material misstatement, we performed tests of its compliance with certain provisions of laws, regulations, contracts, and grant agreements, noncompliance with which could have a direct and material effect on the financial statements. However, providing an opinion on compliance with those provisions was not an objective of our audit, and accordingly, we do not express such an opinion. The results of our tests disclosed no instances of noncompliance or other matters that are required to be reported under *Government Auditing Standards*.

Purpose of This Report

The purpose of this report is solely to describe the scope of our testing of internal control and compliance and the results of that testing, and not to provide an opinion on the effectiveness of the entity's internal control or on compliance. This report is an integral part of an audit performed in accordance with *Government Auditing Standards* in considering the entity's internal control and compliance. Accordingly, this communication is not suitable for any other purpose.



Hafen, Buckner, Everett, & Graff, PC
St. George, Utah
March 10, 2026



Overton Power District #5
BOARD OF TRUSTEE'S
MARCH 25, 2026
AGENDA ITEM - J

SUBJECT: Discussion on Line Loss
PETITIONER: Staff
RECOMMENDATIONS: Discussion Only

FISCAL IMPACT:
None

BACKGROUND:

At the February Board meeting and Kirk Collier's (CFC) presentation on KRTA ratio 139, line loss percentages, I am providing an update regarding our performance and our ongoing efforts to reduce these losses.

While the average for the Cooperative's in the CFC data was 4.84% (median) and OPD5 was at 5.56%. Our 2024 data remained consistent through 2025 at 5.87%; however, following the integration of Escape Solar, our line loss for the final six months of 2025 was reduced to approximately 4.22%. During daytime hours, transmission from Tortoise to Mesquite decreased from 80 to 50 MW. We anticipate further reductions once the Tortoise to Gila line is energized—due to the use of a larger conductor—and upon completion of the capacitor bank project at Gila. We anticipate our line losses to be in the low 5% range for 2026.

It is important to note that OPD5's performance should be benchmarked against utilities with similar infrastructure. Comparing our system to utilities with small

service areas and minimal transmission mileage does not accurately reflect the challenges inherent in larger systems. In following up with neighboring utilities that have comparable mileage, one reported a 10%-line loss. Additionally, an engineering firm we consult with indicated that line loss for utilities with over 100 miles of transmission typically ranges from 6% to 10%.

We remain committed to maximizing system efficiency through sound engineering, high-quality materials, and a rigorous maintenance and inspection process.

RECOMMENDATION:

This item is for discussion only. No action will be taken.

DRAFT